

Continuous vacuum filling machine ROBOT HP10

Spare parts list

**valid from machine no. 140.0371 on
October 1994**

When ordering spare parts please always give the machine number for which the spare part is required. Also give the order-no., the quantity and the designation of the required spare part.

Order example:

Machine no.		140.xxxx
1 piece	Cover	140.500.060
2 piece	Grooved ball bearing 6003-2RS	063.060.035

The machine number can be found on the type plate below at the socket cover on the lift side of the machine and above the socket cover imprinted on the machine support.

The copyright for this spare parts catalogue remains with us. It is a matter of trust that the owner of the machine will apply the catalogue only for personal use. The catalogue contains technical specifications, parts list and drawings that must not be either partially or wholly reproduced. The catalogue must not be distributed or communicated to others for the purpose of competition.

Robot HP10

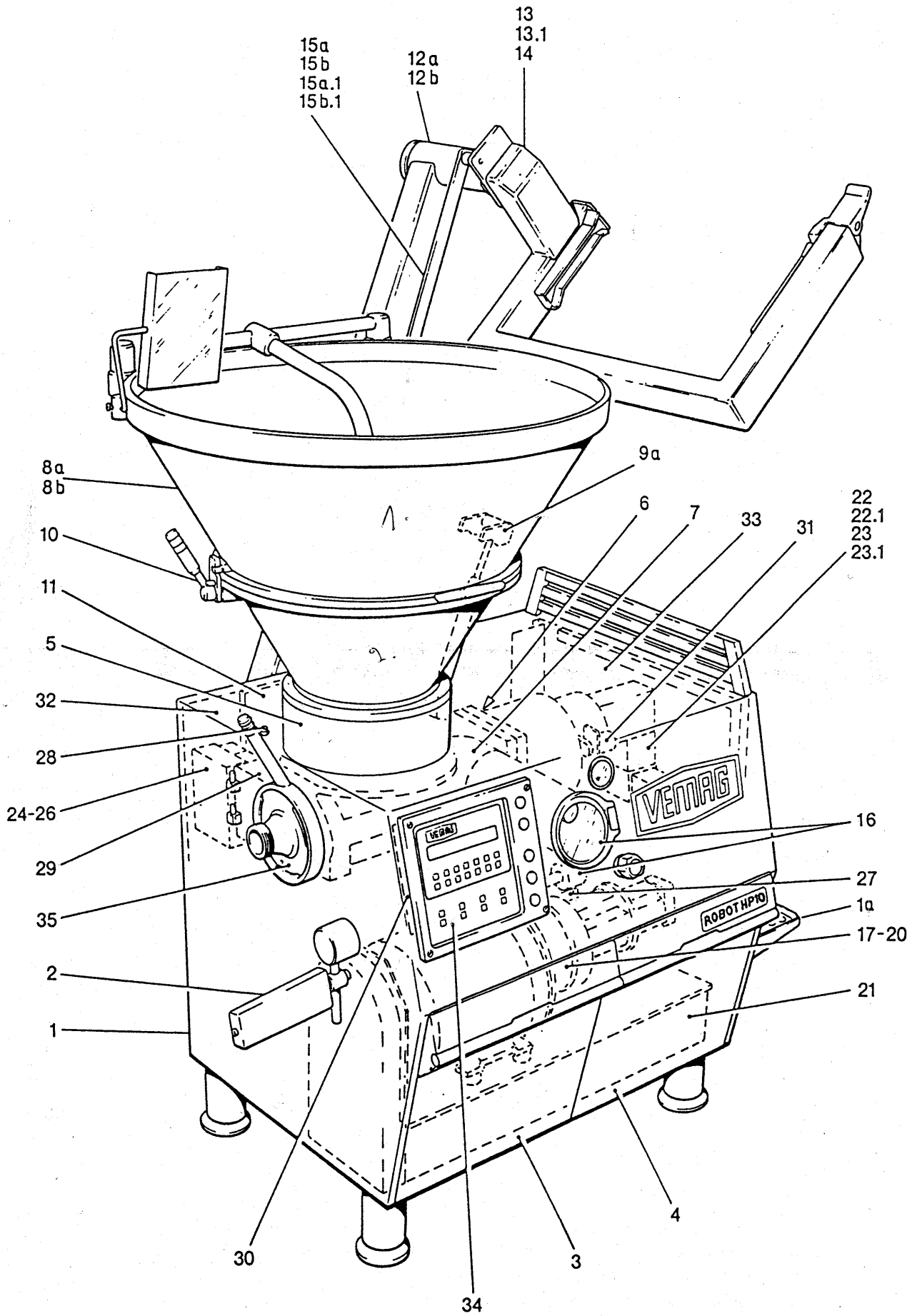


TABLE OF CONTENTS

Page	Group no.	Designation	from machine no.	to machine no.
1	140.100.000	Machine housing cpl.		
1a	140.130.001	Safety step, rear cpl.		
2	140.140.000	Knee lever bearing		
3	140.180.001	Step cpl.		
4	140.190.000	Toolbox cpl.		
5	140.200.000	Conveying cylinder cpl.		
6	140.220.000	Infeed drive cpl.		
7	121.420.000	Drive of feed worms assembly		
8a	140.300.000	Hopper upper and lower part cpl. 250l		
8b	141.300.000	Hopper upper and lower part cpl. 350l		
9	140.320.004	Hopper damping		
10	140.360.000	Locking unit		
11	140.410.001	Drive support cpl.		
12a	140.420.001	Tilting arm cpl. (250l-hopper)		
12b	141.420.001	Tilting arm cpl. (350l-hopper)		
13	140.440.002	Wagon lifter cpl. rear entrance		140.0400
13.1	140.440.006	Wagon lifter cpl. rear entrance	140.0401	
14	140.440.003	Wagon lifter cpl. side entrance		
15a	140.460.000	Tilting mechanism cpl. (250l-hopper) (Wagon lifter rear entrance)		
15a.1	140.460.001	Tilting mechanism cpl. (250l-hopper) (Wagon lifter side entrance)		
15b	141.460.000	Tilting mechanism cpl. (350l-hopper) (Wagon lifter rear entrance)		
15b.1	141.460.001	Tilting mechanism cpl. (350l-hopper) (Wagon lifter side entrance)		
16	140.500.000	Vacuum system cpl.		
17-20	140.610.xxx	Servey of pump units		
21	140.640.000	Tank cpl.		
22	140.650.000	Valve block cpl. for infeed		140.0333
22.1	140.650.001	Valve block cpl. for infeed	140.0334	
23	140.660.002	Valve block cpl. for drive of feed worms		140.0333
23.1	140.660.003	Valve block cpl. for drive of feed worms	140.0334	
24	140.680.001	Valve block cpl. for lifter and linking		
25	140.680.002	Valve block cpl. for linking (machine without lifter)		
26	140.680.004	Valve block cpl. for lifter (machine without linking)		
27	140.691.000	Cooler blower guard		
28	-	Lubrication device		
29	140.750.000	Linking drive cpl.		
30	871.370.001	Power electronics cpl.		
31	140.821.001	Impulse transmitter cpl.		
32	140.830.001	Cover of socket cpl.		
33	140.850.001	Panel cpl.		
34	-	(see list PC880 or MC879)		
35	-	Accessories		
36	-	Pressure gauge unit		
37	876.000.003	Pressure regulation		
38	140.030.000	Tools		
39		Expendable material		

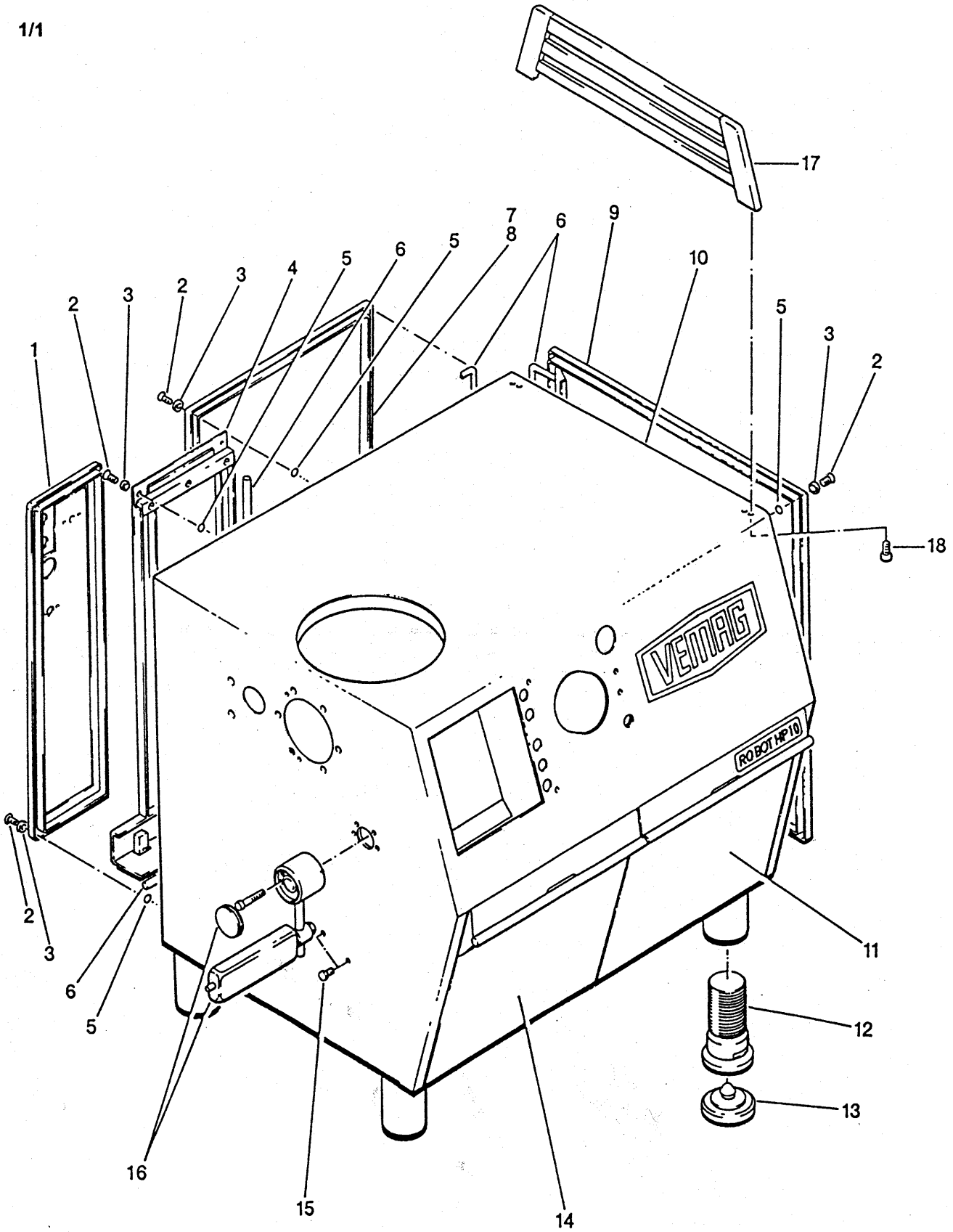
1

Robot HP10



140.100.000

1/1



Machine housing cpl.

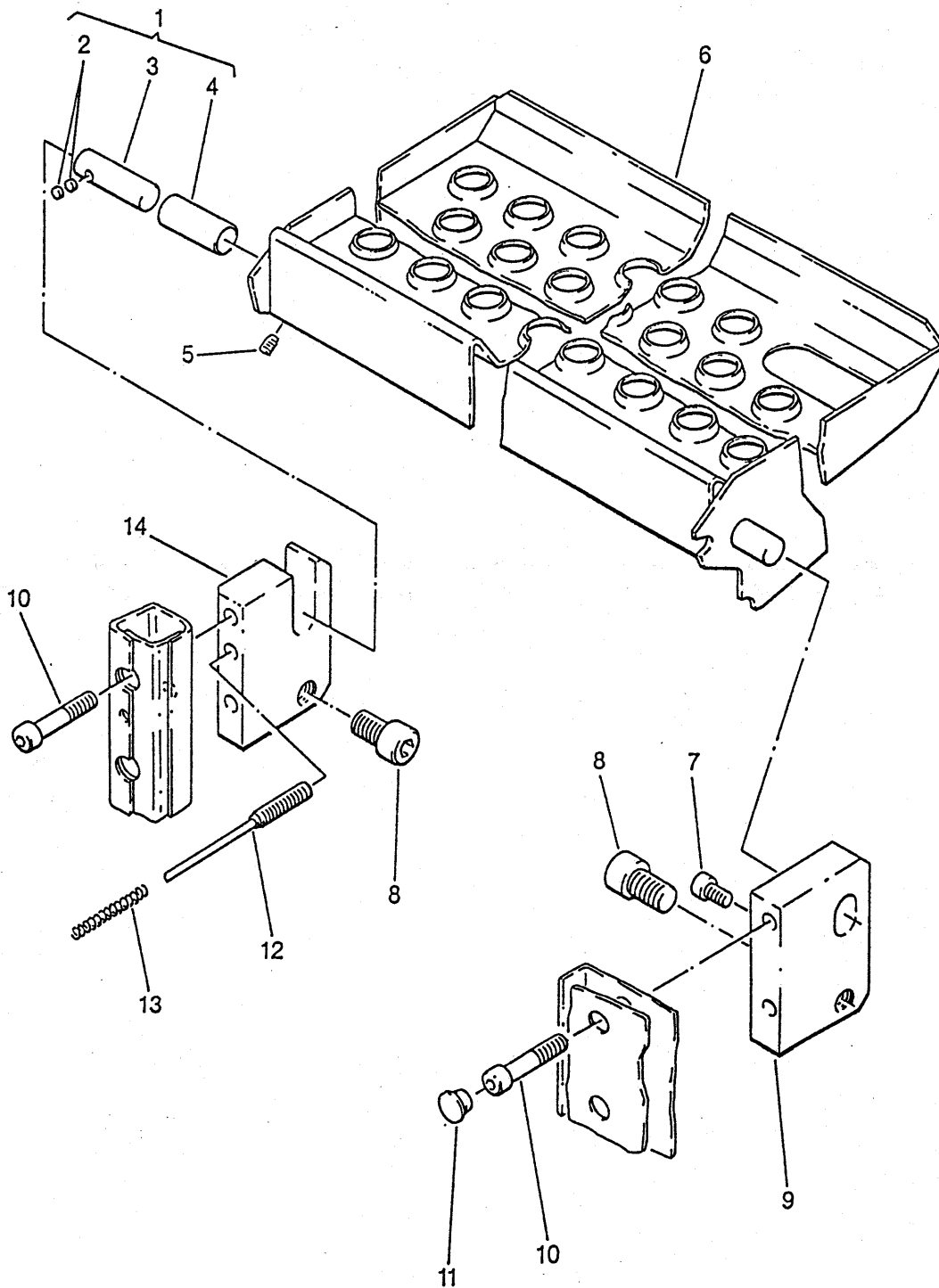
140.100.000

Page 1 of 1

Item	Order no.	Quant.	Designation
1	140.830.001	1	Cover of socket cpl., electric included
-	140.170.001	1	Cover of socket cpl., electric not included
2	042.108.195	12	Oval head countersunk screw M8x40 DIN 964
3	067.110.071	12	K-washer 7,5x15x1
4	140.120.000	-	Dummy cover
5	061.000.601	12	O-ring OR6,3x2,4
6	061.201.503	8,8m	Si-foam-square
7	140.160.000	1	Cover, lateral cpl.
8	140.160.001	-	Cover, lateral cpl. for lifter
9	140.150.000	1	Cover, rear cpl.
10	140.110.000	1	Machine housing assembly
11	140.190.000	1	Toolbox cpl.
12	140.100.030	4	Screw-in foot
13	140.100.040	4	Rubber buffer
14	140.180.001	1	Footboard cpl.
15	140.100.530	2	Hexagon head screw
16	140.140.000	1	Knee lever bearing
17	140.101.000	1	Safety stay assembly
18	040.910.095	4	Cheese head screw M10x16 DIN 912

140.130.001

1/1



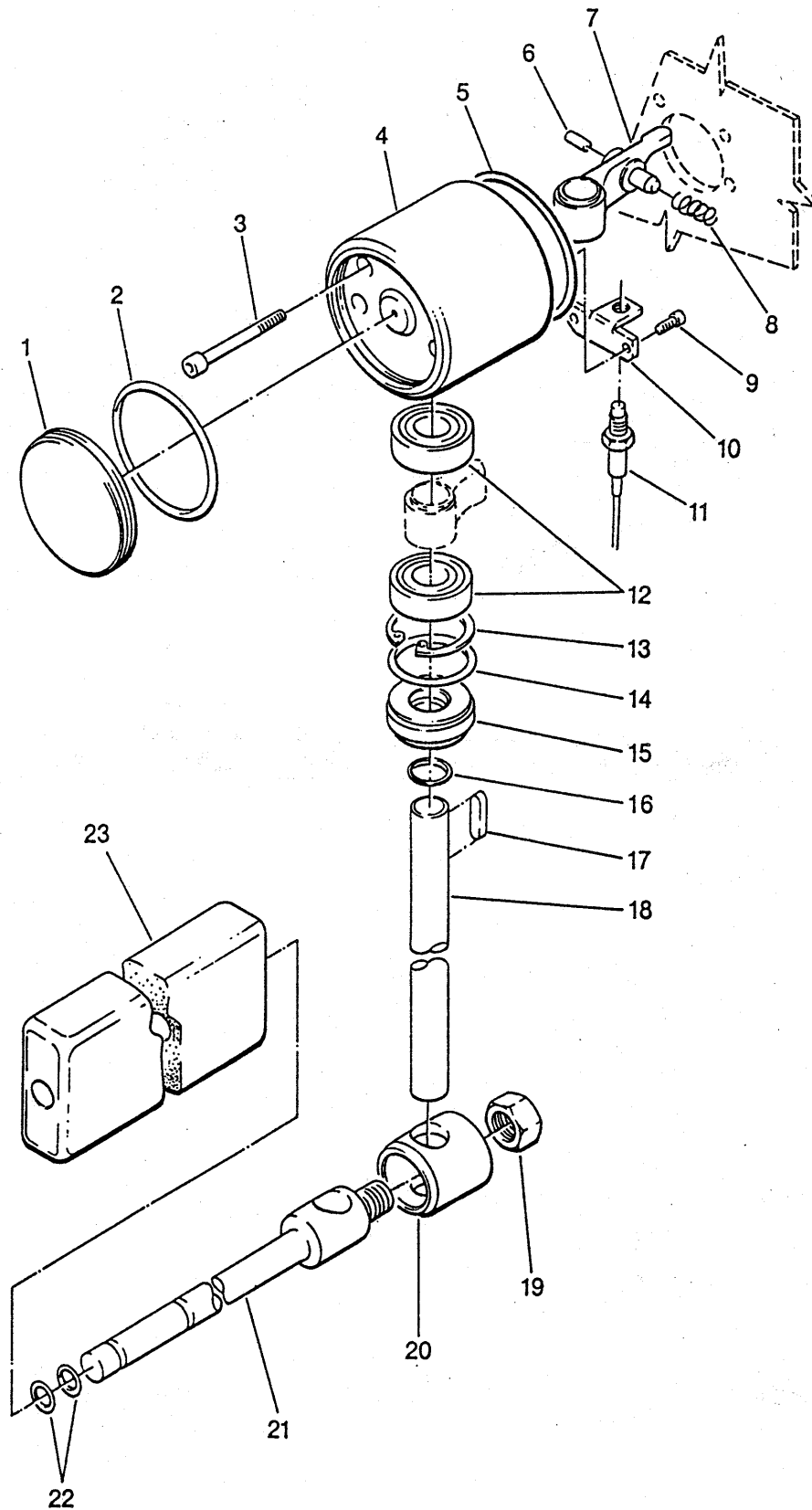
Safety step, rear cpl.**140.130.001**

Page 1 of 1

Item	Order no.	Quant.	Designation
1	140.132.002	1	Magnetic bolt assembly
2	071.405.051	2	Magnet
3	140.132.012	1	Bolt, right
4	140.132.032	1	Bushing
5	044.306.065	2	Threaded pin M6x10 DIN916
6	140.131.001	1	Safety step, rear assembly
7	040.908.095	1	Cheese head screw M8x16 DIN 912
8	040.916.135	2	Cheese head screw M16x25 DIN912
9	140.130.042	1	Cheek, left
10	040.910.255	4	Cheese head screw M10x50 DIN912
11	060.301.702	2	Plug
12	140.873.301	1	Safety switch
13	140.130.121	1	Pressure spring
14	140.130.032	1	Cheek, right

140.140.000

1/1



Knee lever bearing

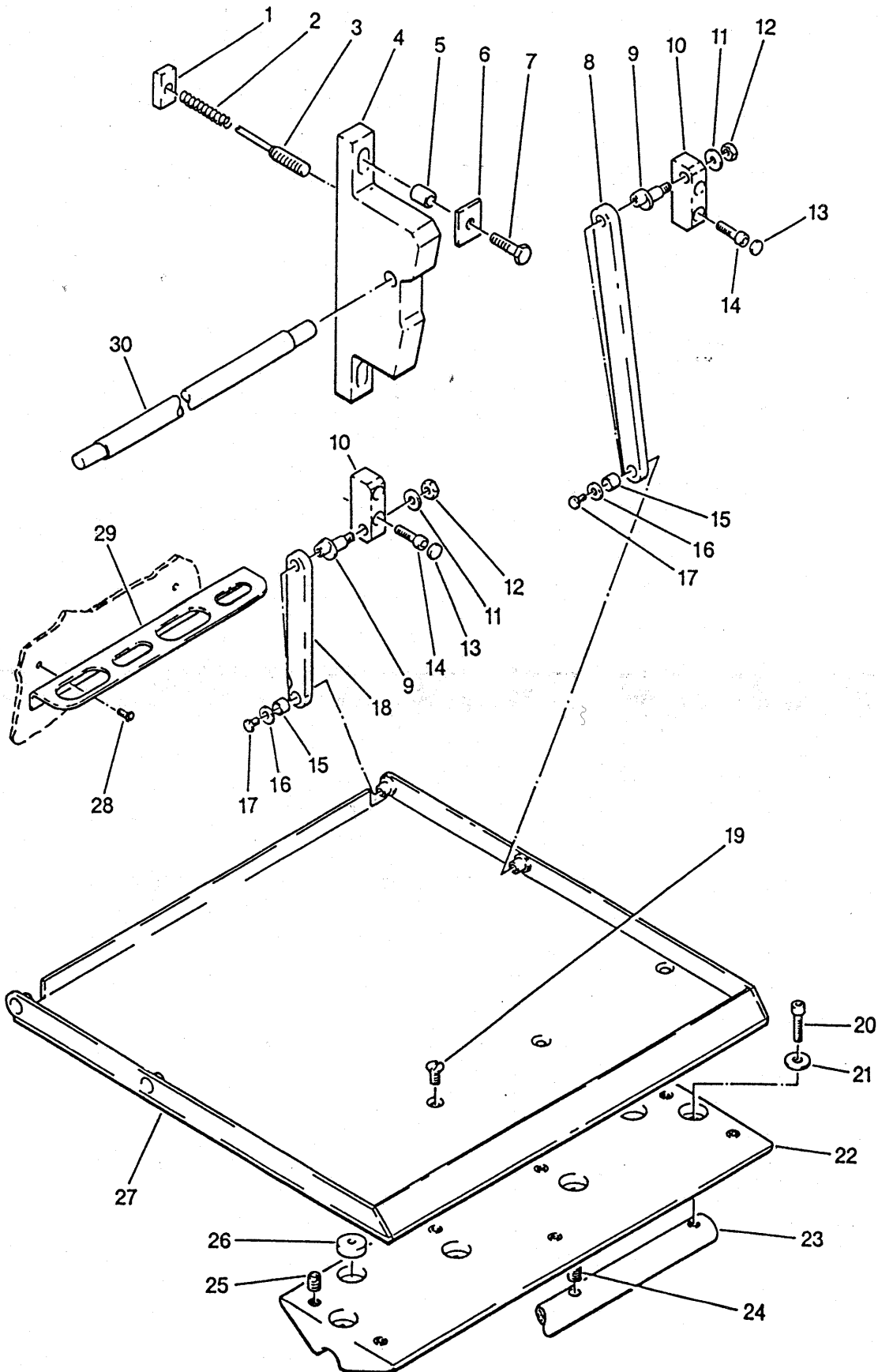
140.140.000

Page 1 of 1

Item	Order no.	Quant.	Designation
1	140.140.300	1	Cover
2	061.005.702	1	O-ring OR57-3
3	040.906.255	4	Cheese head screw M6x60 DIN 912
4	140.140.010	1	Bearing housing
5	061.007.301	1	O-ring OR73-3
6	140.140.040	1	Buffer
7	140.140.020	1	Lever
8	090.783.801	1	Pressure spring d=1,25; Dm=10; L=44,5
9	040.904.055	2	Cheese head screw M4x10 DIN 912 V2A
10	140.140.270	1	Switch support
11	140.871.701	1	Connection with knee lever switch B3
12	063.060.045	2	Grooved ball bearing 6004-2RS (20/42/12)
13	049.320.420	1	Circlip J42x1,75 DIN 472
14	061.003.601	1	O-ring OR 36,2-3
15	123.170.110	1	Washer
16	061.002.002	1	O-ring OR 20,2-2,4
17	049.006.100	1	Key A6x6x25 DIN 6885
18	123.170.030	1	Switching shaft
19	045.120.025	1	Hexagonal nut M20 DIN 439 V2A
20	140.140.180	1	Clamping bush
21	140.140.170	1	Switching bar
22	061.001.101	2	O-ring OR11,3-2,4
23	140.140.220	1	Switching ledge

140.180.001

1/1



Step cpl.
140.180.001

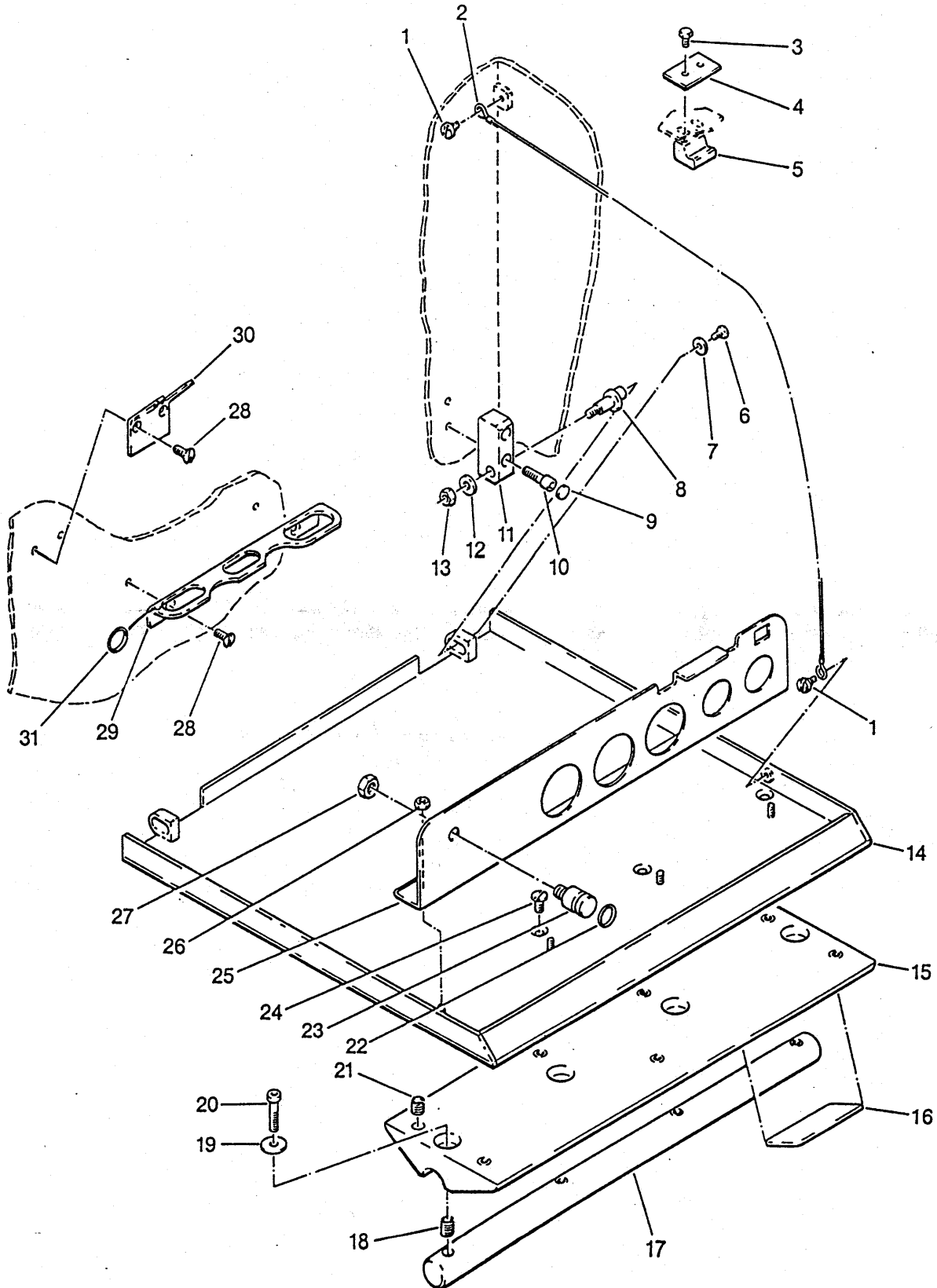
Page 1 of 1

Item	Order no.	Quant.	Designation
1	140.180.240	1	Seal
2	090.712.601	2	Pressure spring
3	140.872.502	1	Machine safety switch
4	140.180.201	2	Buffer rail
5	140.180.230	4	Tube
6	140.180.210	4	Washer
7	040.210.175	4	Hexagonal head screw M10x35 DIN 933
8	140.180.121	2	Stay, long
9	140.180.070	4	Eccentric
10	140.180.030	4	Mounting block
11	046.010.010	4	Washer 10,5 DIN 125
12	045.010.065	4	Hexagonal nut M10 DIN 934
13	060.301.502	8	Cover
14	040.908.157	8	Cheese head screw M8x30 DIN 912 A2-80
15	064.920.123	8	Permaglide-bushing
16	046.106.020	8	Washer B6,4 DIN 9021
17	040.206.055	8	Hexagon head screw M6x10 DIN 933
18	140.180.110	2	Stay, short
19	041.908.115	7	Countersunk screw M8x20 DIN 963
20	040.908.175	4	Cheese head screw M8x35 DIN 912
21	046.108.020	4	Washer B8,4 DIN 9021
22	140.184.010	1	Guard ledge
23	140.184.020	1	Door handle
24	049.830.082	4	Ensats-inserted bushing
25	049.830.081	7	Ensats-inserted bushing
26	071.498.004	1	Magnet \varnothing 26x11
27	140.181.000	1	Foot plate cpl.
28	041.906.065	2	Countersunk screw M6x12 DIN 963
29	140.100.240	1	Tool holder
30	140.180.180	1	Safety rod



140.190.000

1/1



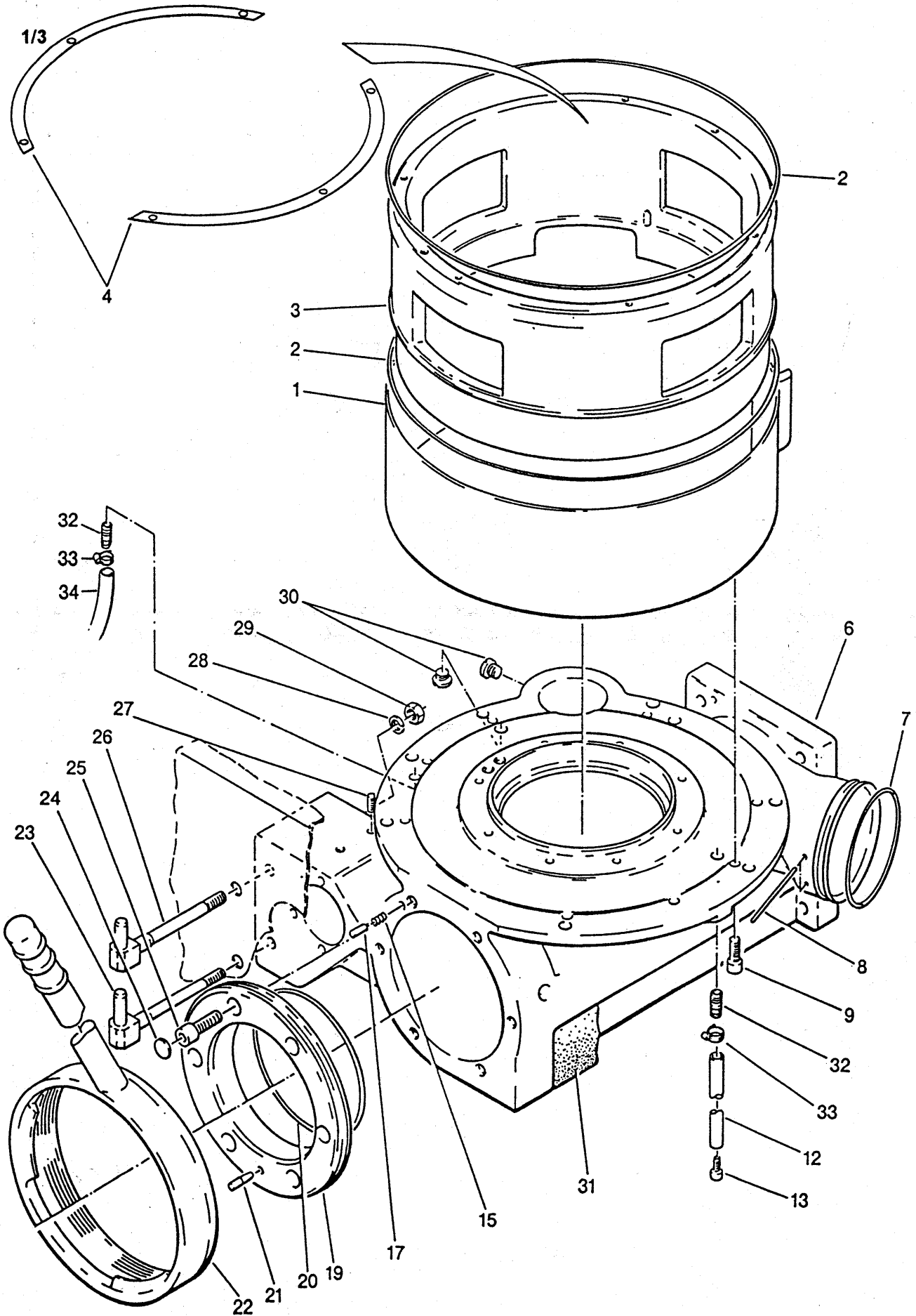
Toolbox cpl.
140.190.000

Page 1 of 1

Item	Order no.	Quant.	Designation
1	140.190.200	4	Screw
2	140.190.210	2	Holder cable
3	040.206.065	4	Hexagon head screw M6x12 DIN 933
4	140.190.240	2	Shim
5	140.190.230	2	Buffer
6	040.206.055	2	Hexagon head screw M6x10 DIN 933
7	046.106.020	2	Washer B6,4 DIN 9021
8	140.180.070	2	Eccentric
9	060.301.502	4	Cover
10	040.908.155	4	Cheese head screw M8x30 DIN 912
11	140.180.030	2	Mounting block
12	046.010.010	2	Washer 10,5 DIN 125
13	045.010.065	2	Hexagon nut M10 DIN 934
14	140.191.000	1	Tool cover assembly
15	140.194.010	1	Guard ledge
16	141.010.070	1	Label (Robot HP 5)
17	140.184.020	1	Door handle
18	049.830.082	4	Ensat-inserted bushing
19	046.108.020	4	Washer B8,4 DIN 9021
20	040.908.175	4	Cheese head screw M8x35 DIN 912
21	049.830.081	7	Ensat-inserted bushing
22	061.002.002	1	O-ring OR 20,3x2,4
23	124.180.050	1	Bolt
24	041.906.115	7	Countersunk screw M8x20 DIN 963
25	140.190.171	1	Support plate
26	045.005.065	4	Hexagon nut M5 DIN 934
27	045.012.065	1	Hexagon nut M12 DIN 934
28	041.906.065	4	Countersunk screw M6x12 DIN 963
29	140.100.230	1	Tool holder
30	140.100.250	1	Holder for vacuum plug
31	067.060.301	1	Ring for key, plug Ø 30



140.200.000



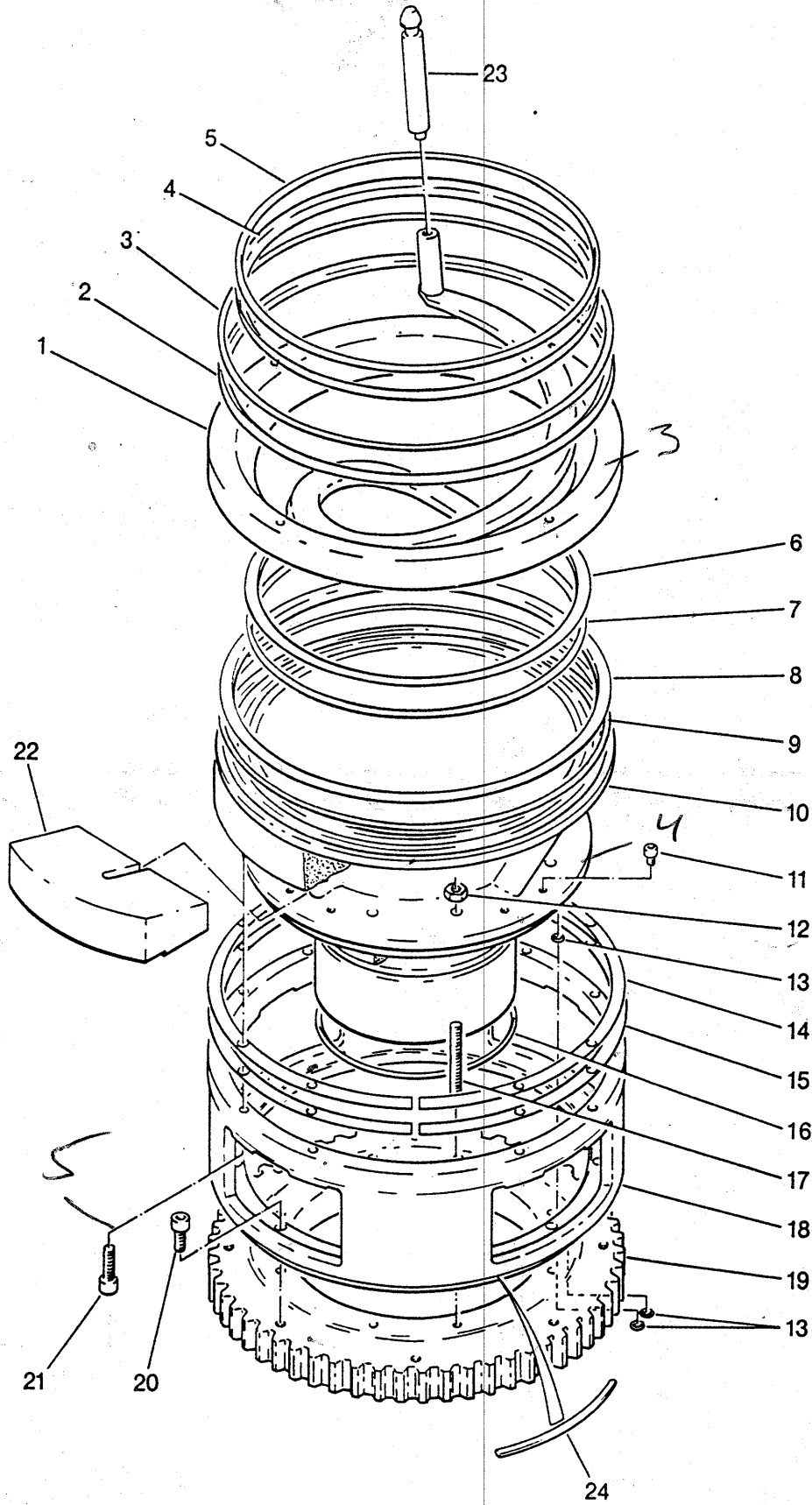
Conveying cylinder cpl.
140.200.000

Page 1 of 3

Item	Order no.	Quant.	Designation
1	140.201.000	1	Ring assembly
2	140.200.190	2	Silicon hose $\varnothing 5 \times \varnothing 3$, 1050 lg
3	140.200.172	1	Spacing collar
4	140.200.150	-	Compensating ring (as required)
6	140.210.010	1	Conveying cylinder
7	061.011.801	1	O-ring OR118x4
8	047.706.355	2	Cylindrical pin 6m6x120 DIN 7
9	040.910.135	16	Cheese head screw M10x25 DIN 912
12	067.420.101	1	Guttasyn hose
13	040.912.135	1	Cheese head screw M12x25 DIN 912
15	090.712.601	1	Pressure spring 1x8x40 DIN 17224
17	140.873.801	1	Cable with switch "support of filling tube"
19	140.200.321	1	Threaded flange
20	061.015.201	1	O-ring OR 152,5x2,5
21	140.200.360	1	Cylindrical pin
22	140.280.000	1	Locking nut cpl.
23	140.752.000	1	Locating screw
24	060.302.001	6	Cover
25	040.912.197	6	Cheese head screw M12x40 DIN 912
26	140.751.000	1	Locating screw assembly
27	044.108.115	1	Threaded pin M8x20 DIN 914
28	046.512.011	2	Spring washer A12 DIN 127
29	045.012.065	2	Hexagon nut M12 DIN 934
30	068.050.802	2	Plug screw VSTI R1/4"ED
31	140.210.530	1	Insulation for conveying cylinder
32	112.400.360	3	Tube double nipple
33	067.700.211	4	Hose clamp S21/9ZY
34	068.682.802	1	Fabric hose $\varnothing 12/\varnothing 21$; 1mlg

140.200.000

2/3



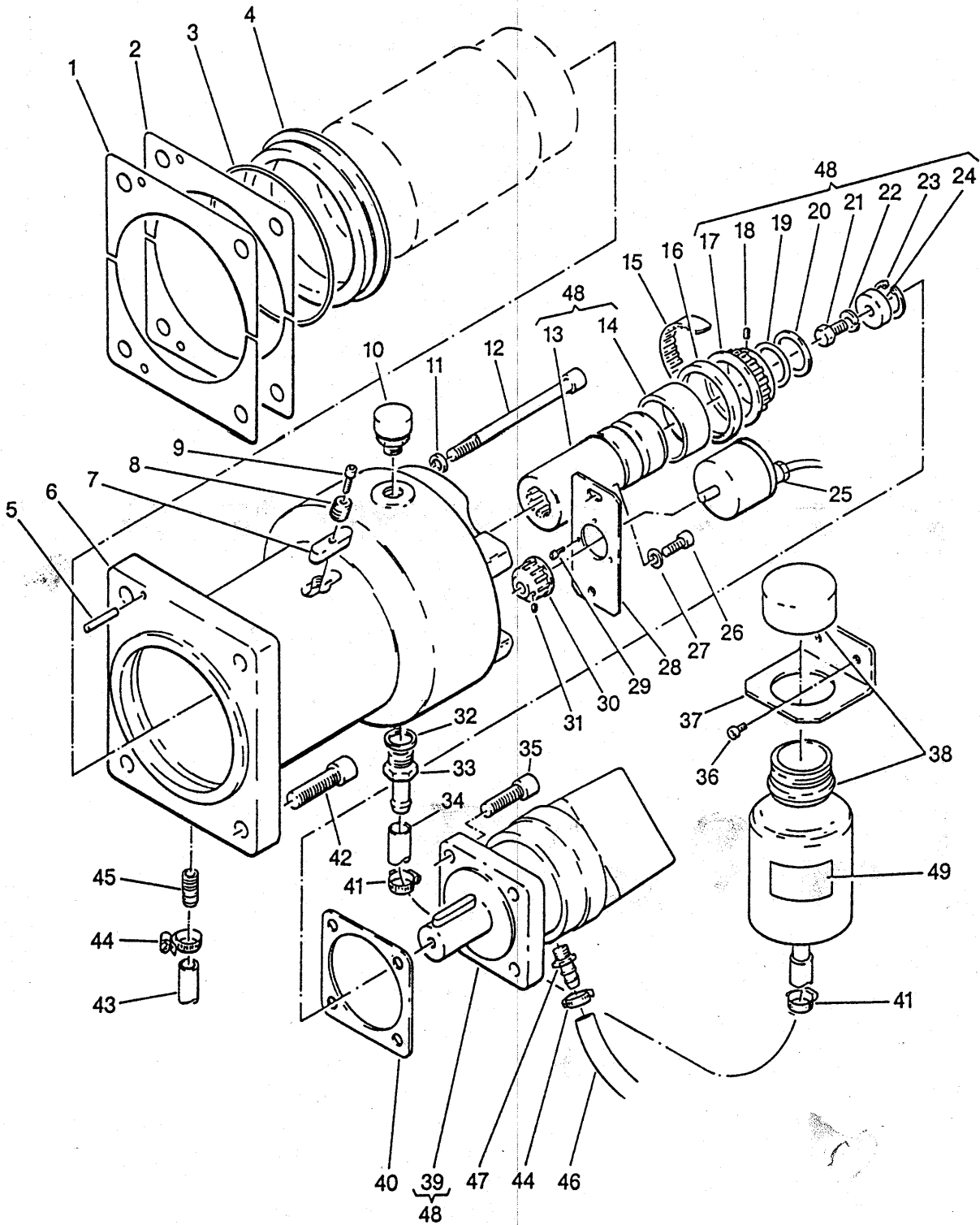
Conveying cylinder cpl.

140.200.000

Item	Order no.	Quant.	Designation
1	140.240.001	1	Infeed scroll assembly
2	140.200.580	582	Sealing ring, upper outside
3	140.200.571	1	Silicon hose
4	140.200.560	562	Sealing ring, upper inner side
5	140.200.551	1	Silicon hose
6	140.200.250	252	Sealing ring, lower outside
7	140.200.241	1	Silicon hose
8	140.200.270	272	Sealing ring, lower inner side
9	140.200.261	1	Silicon hose
10	140.230.000	1	Niro-insert, inlet angle 15° assembly
-	140.232.000	-	Niro-insert, inlet angle 26°/ø120
11	040.906.055	8	Cheese head screw M6x10 DIN 912
12	045.008.065	8	Hexagonal nut M8 DIN 934
13	061.000.602	3	O-ring 6x2
14	140.200.220	4	Compensating ring
15	140.200.210	2	Compensating ring
16	061.015.501	1	O-ring 155x4
17	044.008.275	8	Threaded pin M8x70 DIN 913
18	140.200.090	1	Ring
19	064.805.001	1	Cross roller bearing XA10 0250N
20	040.908.117	8	Cheese head screw M8x20 DIN 912 AZ-80
21	040.908.157	6	Cheese head screw M8x30 DIN 912 AZ-80
22	140.200.310	4	Insulating for niro-insert
23	140.240.050	4	Fastening bolt
24	061.200.803	-	Profiled joint (length as required on assembly)

140.200.000

3/3



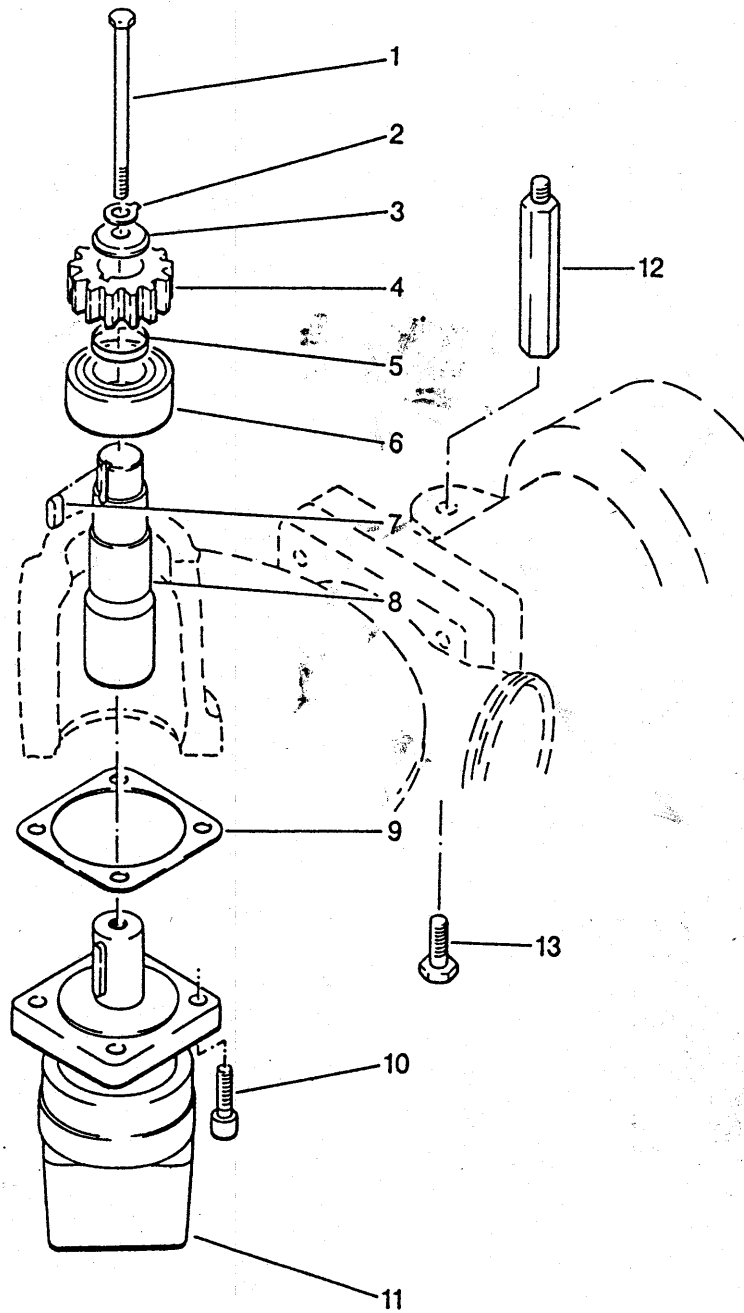
Conveying cylinder cpl.
140.200.000

Page 3 of 3

Item	Order no.	Quant.	Designation
1	140.210.070	-	Compensating plate
2	140.210.080	-	Compensating plate
3	061.014.402	1	O-ring OR144,5x3
4	140.210.050	1	Ring
5	047.708.215	1	Cylindrical pin 8x40 DIN 7
6	140.210.040	1	Drive housing
7	140.210.330	1	Key
8	126.410.870	1	Threaded pin
9	040.905.115	1	Cheese head screw M5x20 DIN 912
10	096.089.501	1	Air filter
11	046.410.060	1	USIT-ring 10,7x16x1,5
12	040.110.415	1	Hexagonal head screw M10x140 DIN 931
13	140.210.130	1	Coupling sleeve
14	064.205.050	1	INA-inner ring IR50x55x25
15	066.403.551	1	Synchroflex-timing belt T5/355-10 breit
16	061.105.503	1	Retaining ring 55x72x10
17	140.210.180	1	Synchroflex-gear
18	047.704.065	1	Cylindrical pin 4m6x10 DIN 7
19	061.003.202	1	O-ring 32x5,5
20	049.750.323	1	Seeger shim 45x32x1
21	040.208.135	1	Hexagonal head screw M8x25 DIN 933
22	046.508.010	1	Spring washer B8 DIN 127
23	049.320.320	1	Circlip J32x1,2 DIN 472
24	140.210.150	1	Washer
25	072.500.005	1	Impulse transmitter IMG50B
26	040.908.115	2	Cheese head screw M8x20 DIN 912
27	046.008.010	1	Washer 8,4 DIN 125
28	140.821.301	1	Seating for impulse transmitter
29	040.903.055	3	Cheese head screw M3x10 DIN 912
30	140.821.201	1	Synchroflex-gear
31	044.104.055	1	Threaded pin M4x8 DIN 914
32	061.502.201	1	Sealing ring C22x27
33	068.689.320	1	Hose socket M22x1,5
34	067.420.131	1	Hose
35	040.912.195	4	Cheese head screw M12x40 DIN 912
36	040.906.045	2	Cheese head screw M6x8 DIN 912
37	140.100.420	1	Holder for oil tank
38	090.190.201	1	Oil tank
39	090.314.001	1	Danfoss fluid motor OMS80
-	090.314.002	-	Danfoss fluid motor OMS125
40	140.210.240	1	Spacing disc
41	067.700.211	2	Hose clamp S21/9ZY
42	040.916.235	4	Cheese head screw M16x50 DIN 912
43	067.420.101	1	Guttasyn hose 10x2
44	067.700.141	3	Hose clamp S14/9ZY
45	112.400.360	2	Tube double nipple
46	067.450.062	1	Low pressure hydraulic hose
47	067.690.061	1	Hose connection screw neck
48	140.211.000	1	Fluid motor OMS80 assembly
-	140.211.001	-	Fluid motor OMS125 assembly
49	140.210.480	1	Label for tank

140.220.000

1/1



Infeed drive cpl.

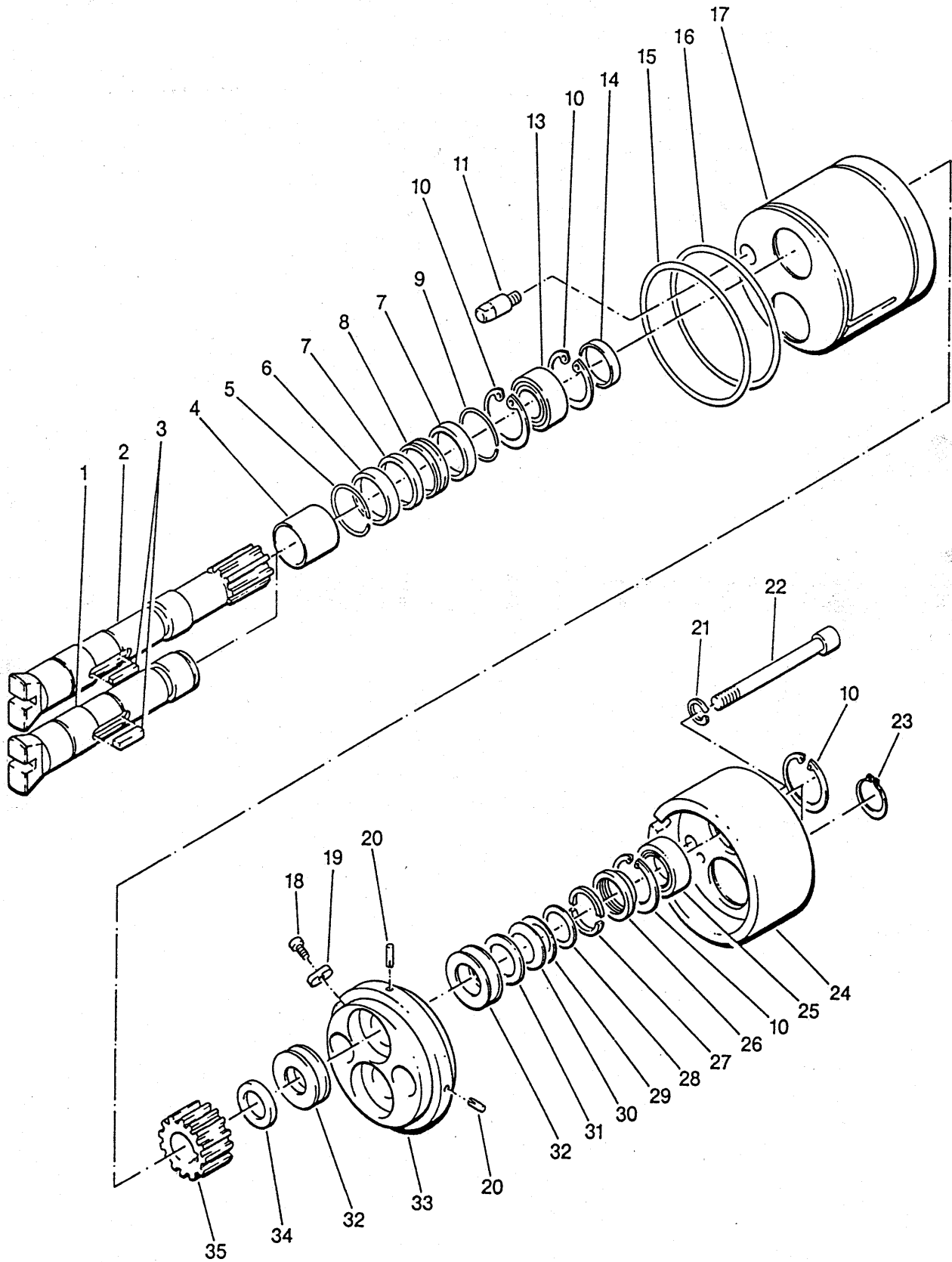
140.220.000

Page 1 of 1

Item	Order no.	Quant.	Designation
1	040.108.415	1	Hexagonal head screw M8x140 DIN 931
2	046.708.060	1	Locking plate 8,4 DIN 463
3	140.220.060	1	Disc
4	140.220.040	1	Pinion
5	140.220.030	1	Ring
6	063.332.073	1	Inclined ball bearing
7	049.008.091	1	Key B8x7x22 DIN 6885
8	140.220.010	1	Driving shaft
9	140.210.240	1	Spacing disc
10	040.912.175	2	Cheese head screw M12x35 DIN 912
11	090.314.002	1	Danfoss fluid motor
12	140.100.320	1	Spacer
13	040.212.175	1	Hexagonal head screw M12x35 DIN 933 V2A

121.420.000

1/1



Drive of feed worms assembly
121.420.000

Page 1 of 1

Item	Order no.	Quant.	Designation
1	121.420.030	1	Crank shaft II
2	121.420.020	1	Crank shaft I
3	049.008.128	2	Key B8h6x7x34 DIN 6885
4	111.220.030	2	Bushing
5	114.420.160	2	Round wire snap ring
6	061.104.003	2	Shaft seal R40x52x7 UE-BL-BN
7	061.104.001	4	Retaining ring 40x52x6BA
8	111.220.050	2	Exhaust ring
9	049.730.500	2	Circlip SB50x1,5
10	049.320.520	8	Circlip J52x2 DIN 472
11	121.420.350	1	Centering bushing
13	064.203.201	2	Needle bearing NA49/32
14	121.420.110	2	Ring
15	061.011.901	1	O-ring 119,2x5,7
16	061.011.801	1	O-ring OR118-4
17	121.420.012	1	Bearing housing, front
18	041.603.040	1	Cheese head screw M3x8 DIN 84
19	049.108.122	1	Key C8x5x32 DIN 6885
20	048.005.060	2	Notched conical pin 5x10 DIN 1471
21	046.512.160	2	Spring washer 12 DIN 7980
22	040.912.410	2	Cheese head screw M12x140 DIN 912
23	049.310.300	1	Circlip 30x1,5 DIN 471
24	121.420.271	1	Bearing housing, rear
25	064.203.002	2	Needle bearing I NK IS30 (Ø30x52x22)
26	114.420.180	2	Spacer bushing
27	114.420.170	2	Ring, split
28	049.740.300	2	Seeger-supporting washer SS30x42x2,5
29	049.750.302	-	Seeger-shim PS30x42x0,5
30	049.750.304	-	Seeger-shim PS30x42x0,2
31	066.804.601	6	CB-roller bearing-cup spring
32	063.912.061	4	Thrust cylindrical roller
33	121.420.201	1	Bearing housing, middle
34	064.827.002	2	Shaft washer
35	114.420.140	2	Gear

8 a

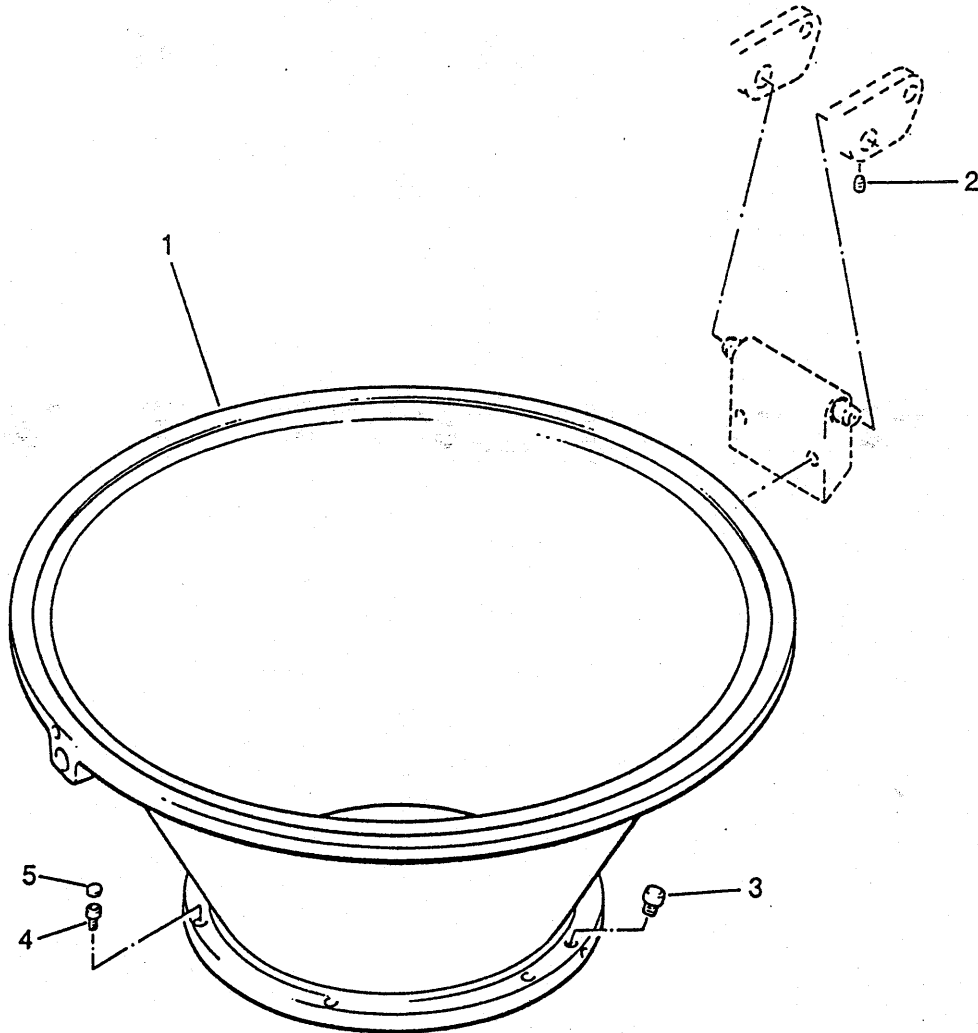
Robot HP10



140.300.000

140.301.001

1/2



Hopper upper and lower part cpl. 250l**140.300.000****Hopper lower part cpl. 250l + 350l****140.301.001**

Page 1 of 2

Item	Order no.	Quant.	Designation
1	140.350.002	1	Hopper lower part assembly
2	044.206.055	1	Threaded pin M6x16 DIN 915
3	140.301.120	1	Nozzle
4	040.908.115	6	Cheese head screw M8x16 DIN912
5	060.301.501	6	Cover

8 a

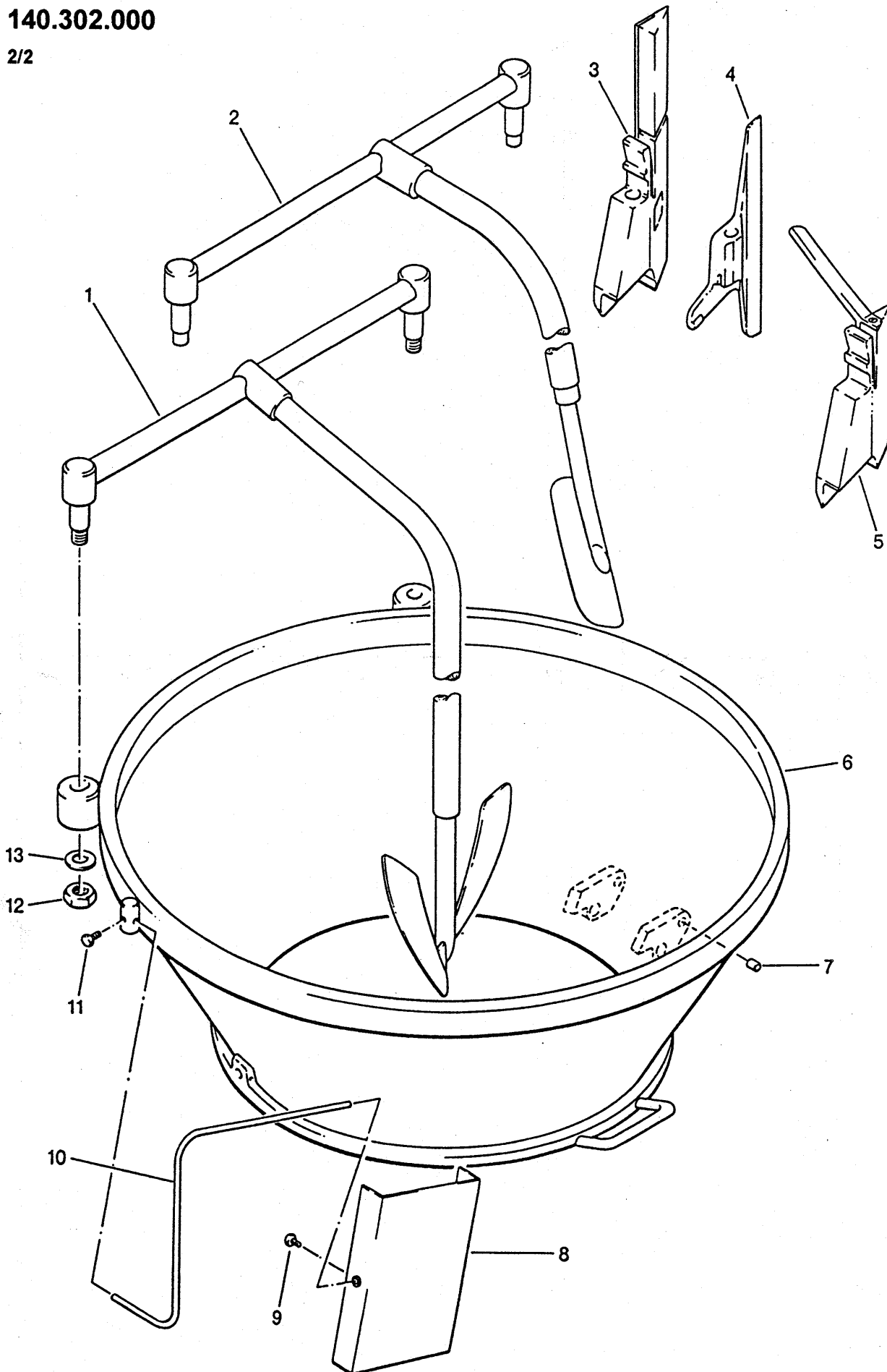
Robot HP10



140.300.000

140.302.000

2/2



Hopper upper and lower part cpl. 250l**140.300.000****Hopper upper part with mounting pieces****140.302.000**

Page 2 of 2

Item	Order no.	Quant.	Designation
1	140.304.000	-	Double spade stopper
2	140.303.001	1	Spade stopper assembly
3	140.330.001	-	Scraper, oversized (springy)
4	140.302.060	1	Scraper for boiled sausage
5	140.330.000	1	Scraper for raw sausage with bar
6	140.310.001	1	Hopper upper part assembly
7	064.920.131	2	DU-bushing
8	140.307.000	1	Mirror assembly
9	040.206.055	1	Hexagonal head screw M6x10 DIN 933
10	140.302.170	1	Mirror arm
11	040.208.095	1	Hexagonal head screw M8x16 DIN 933
12	045.020.065	2	Hexagonal nut M20 DIN934
13	140.302.120	2	Washer

8 b

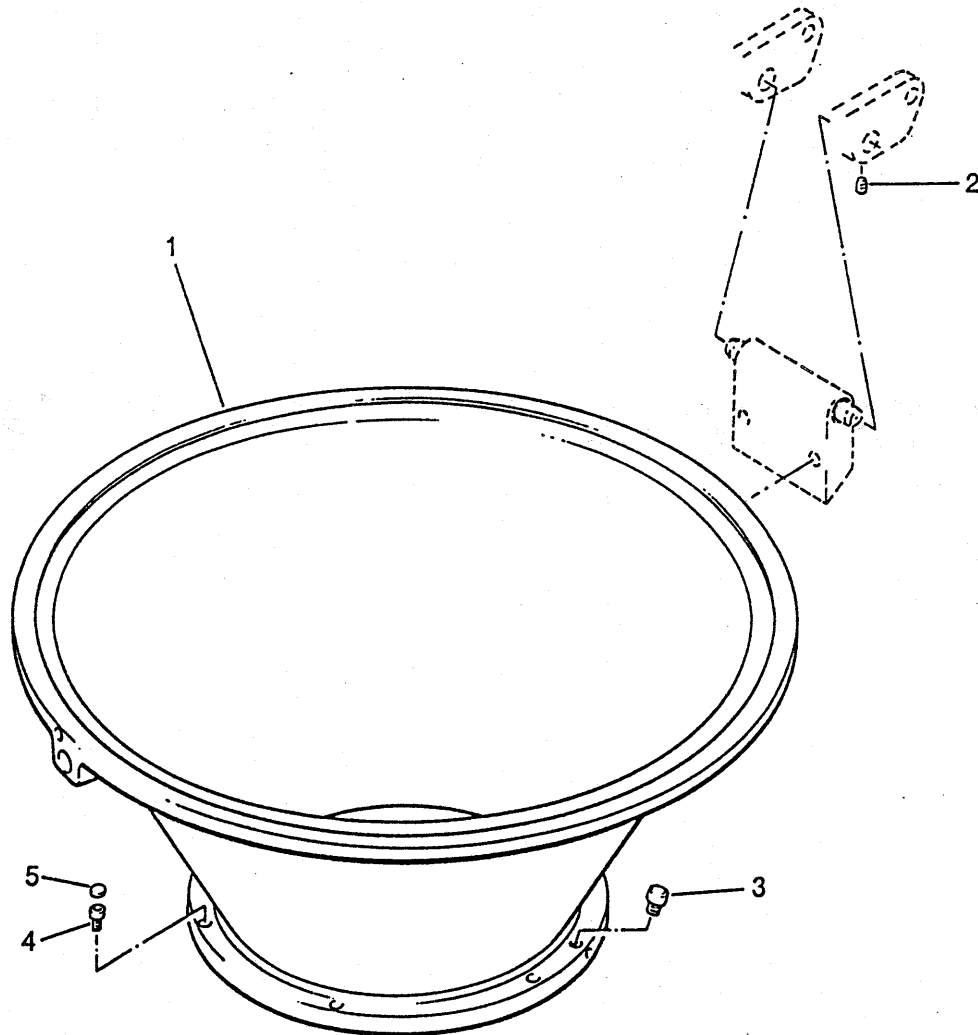
Robot HP10



141.300.000

140.301.001

1/2



Hopper upper and lower part cpl. 350l**141.300.000****Hopper lower part cpl. 250l + 350l****140.301.001**

Page 1 of 2

Item	Order no.	Quant.	Designation
1	140.350.002	1	Hopper lower part assembly
2	044.206.055	1	Threaded pin M6x16 DIN 915
3	140.301.120	1	Nozzle
4	040.908.115	6	Cheese head screw M8x16 DIN912
5	060.301.501	6	Cover

8 b

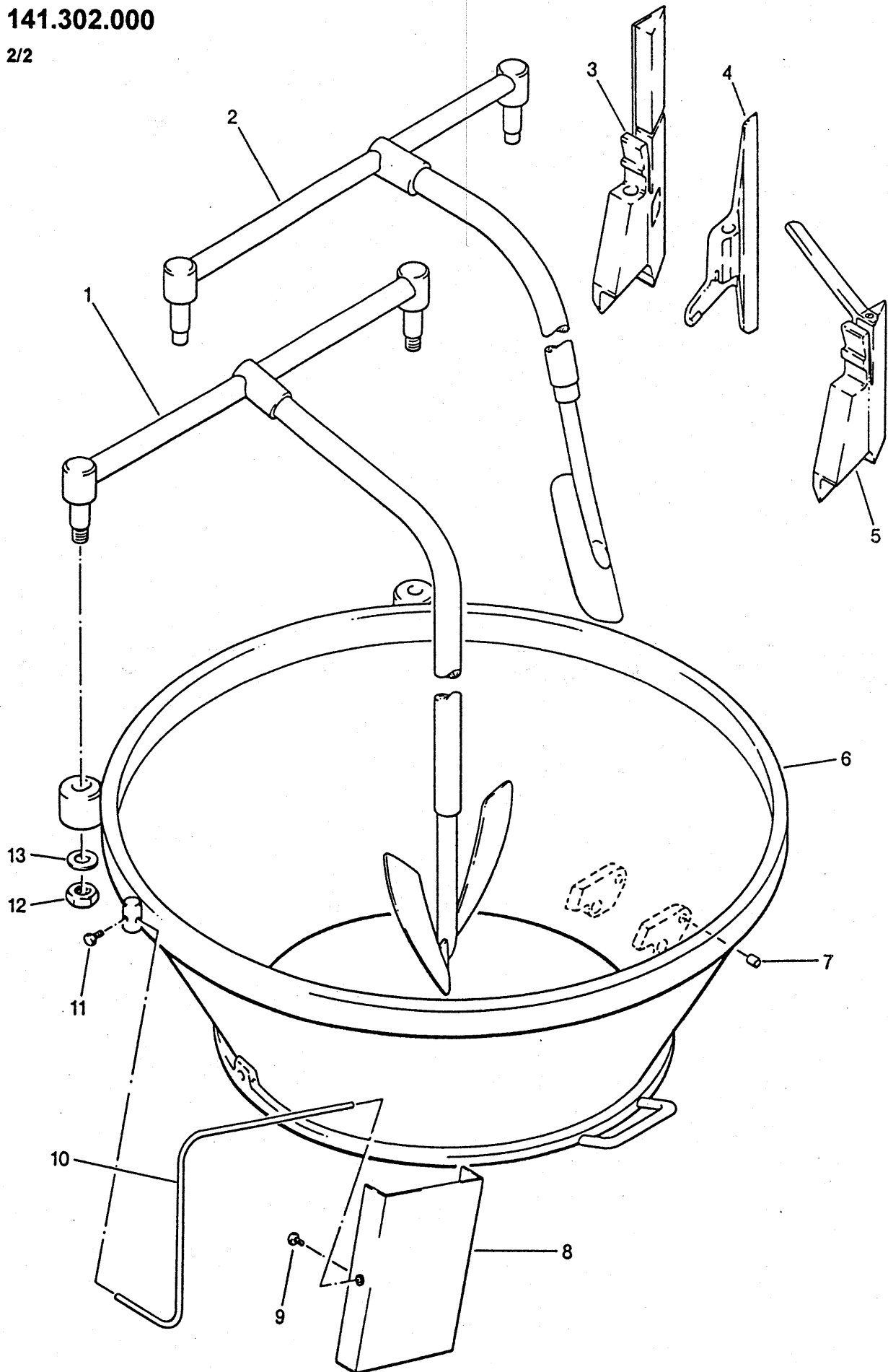
Robot HP10



141.300.000

141.302.000

2/2



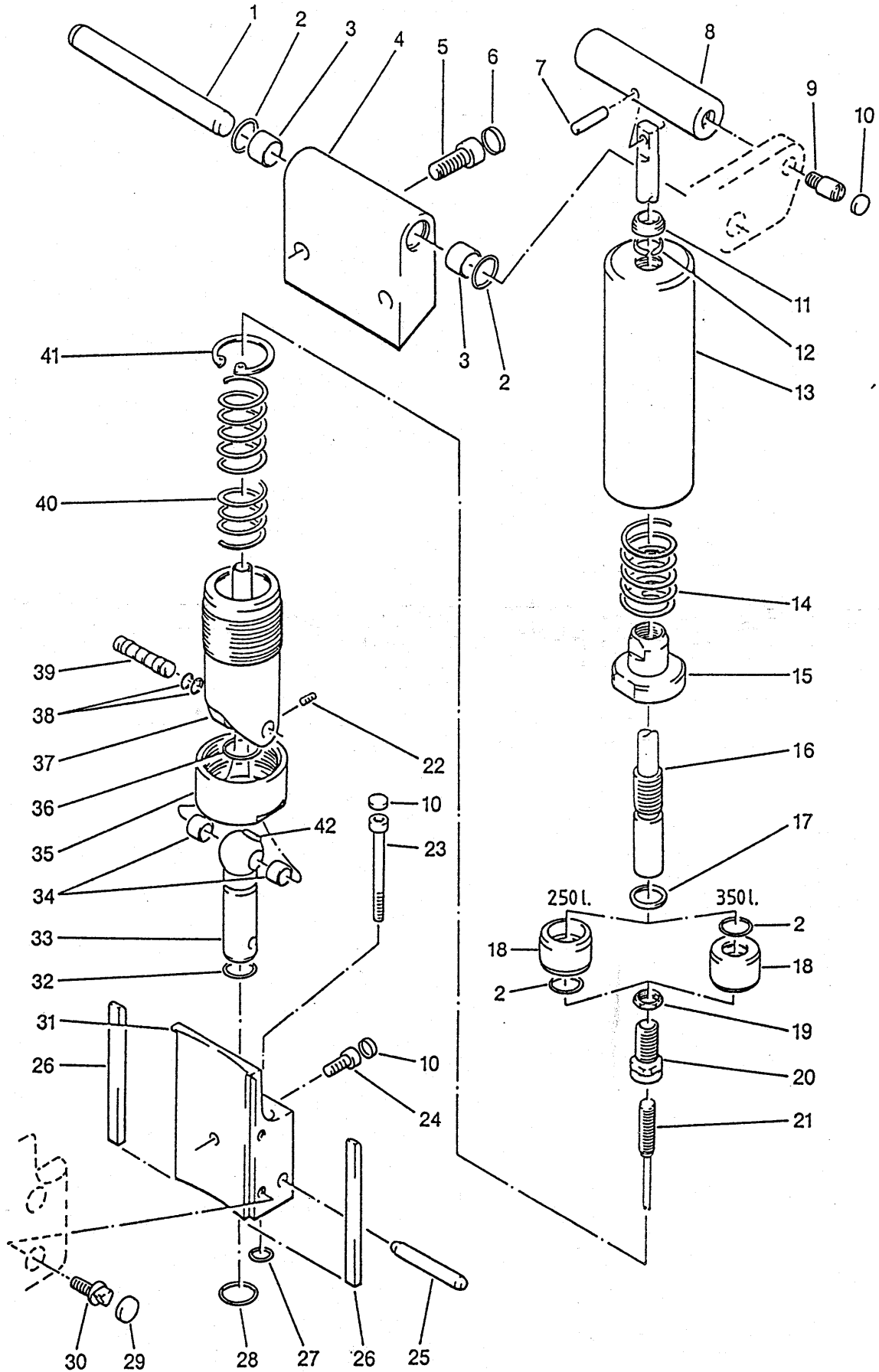
Hopper upper and lower part cpl. 350l**141.300.000****Hopper upper part with mounting pieces****141.302.000**

Page 2 of 2

Item	Order no.	Quant.	Designation
1	141.304.000	-	Double spade stopper
2	141.303.001	1	Spade stopper assembly
3	140.330.001	-	Scraper, oversized (springy)
4	140.302.060	1	Scraper for boiled sausage
5	140.330.000	1	Scraper for raw sausage with bar
6	141.310.001	1	Hopper upper part assembly
7	064.920.131	2	DU-bushing
8	140.307.000	1	Mirror assembly
9	040.206.055	1	Hexagonal head screw M6x10 DIN 933
10	140.302.170	1	Mirror arm
11	040.208.095	1	Hexagonal head screw M8x16 DIN 933
12	045.020.065	2	Hexagonal nut M20 DIN934
13	140.302.120	2	Washer

140.320.004

1/1



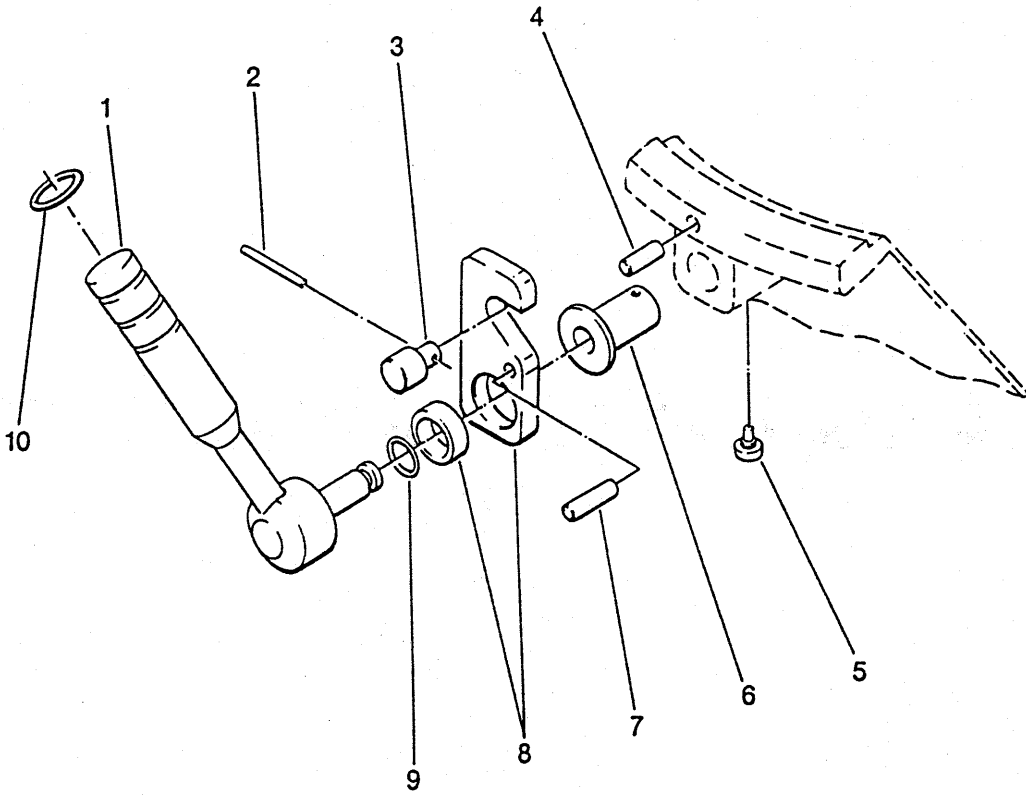
Hopper damping
140.320.004

Page 1 of 1

Item	Order no.	Quant.	Designation
1	140.320.510	1	Hinge bolt
2	061.002.004	3	O-ring 20x2,5
3	064.920.201	2	DU-bushing
4	140.320.500	1	Hinge block
5	040.912.155	2	Cheese head screw M12x30 DIN 912
6	060.302.001	2	Cap
7	047.708.165	1	Cylindrical pin 8m6x28 DIN 7
8	140.320.311	1	Tie-bar
9	140.320.321	2	Bolt
10	060.301.501	5	Cap
11	060.101.603	1	Scraper ring
12	067.050.161	1	Rod guidance ring
13	140.323.004	1	Cylinder assembly
14	090.714.005	1	Pressure spring
15	140.320.024	1	Piston
16	140.320.014	1	Piston rod
17	140.320.144	3	Disc
18	140.320.154	1	Spacing disc
19	140.320.044	1	Hexagonal nut
20	140.321.004	1	Magnetic screw assembly
21	140.872.602	1	Safety switch
22	044.304.055	1	Threaded pin M4x10 DIN916
23	040.908.295	2	Cheese head screw M8x80 DIN 912
24	041.008.115	1	Cheese head screw M8x20 DIN 6912
25	140.320.404	1	Cylindrical pin
26	140.200.870	2	Seal
27	061.001.503	2	O-ring OR15,6-1,78
28	061.002.402	1	O-ring OR24-2
29	060.301.801	4	Cap
30	041.508.115	4	Triangle head bolt M8x20 DIN 22424
31	140.320.334	1	Bearing block
32	061.001.803	1	O-ring OR18-2,5
33	140.325.010	1	Ball pivot
34	064.920.123	2	Permaglide bushing
35	140.320.184	1	Nut
36	061.002.201	1	O-ring OR22,2x3
37	140.324.004	1	Cylinder fork assembly
38	061.000.903	2	O-ring OR9x1,5
39	140.320.224	1	Axle
40	090.714.007	1	Pressure spring
41	049.730.407	1	Circlip SB40
42	140.325.020	1	Bushing

140.360.000

1/1



Locking unit

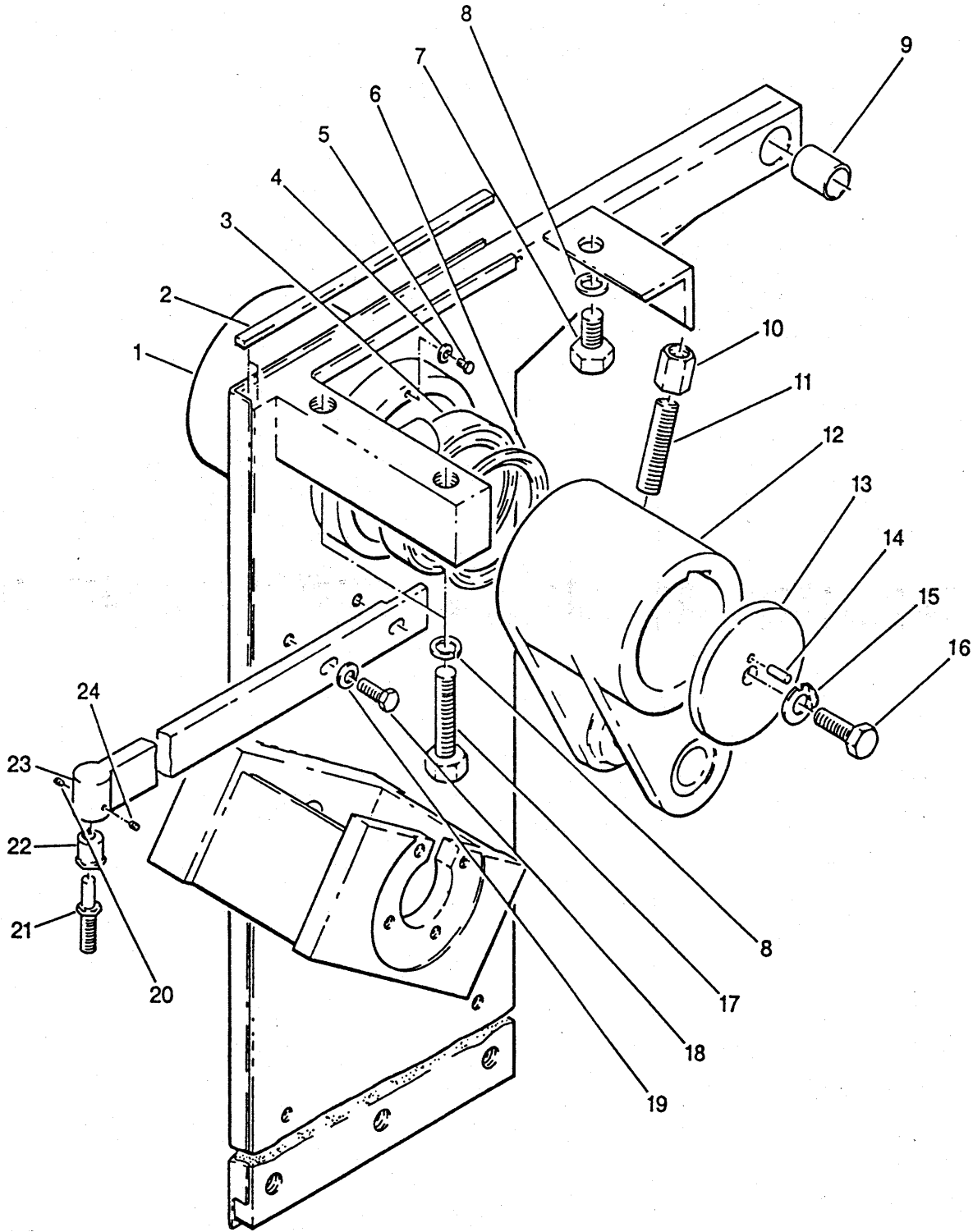
140.360.000

Page 1 of 1

Item	Order no.	Quant.	Designation
1	140.361.000	1	Eccentric cpl.
2	047.704.215	1	Cylindrical pin 4m6x40 DIN 7 V2A
3	140.360.050	1	Bolt
4	047.708.125	1	Cylindrical pin 8m6x20 DIN 7 V2A
5	140.360.060	1	Cheese head screw M8x12
6	140.360.080	1	Bushing
7	047.708.165	1	Cylindrical pin 8m6x28 DIN 7 V2A
8	140.362.000	1	Latch cpl.
9	061.001.702	1	O-ring OR17,2x3
10	061.001.804	3	O-ring OR18x2,5

140.410.001

1/3



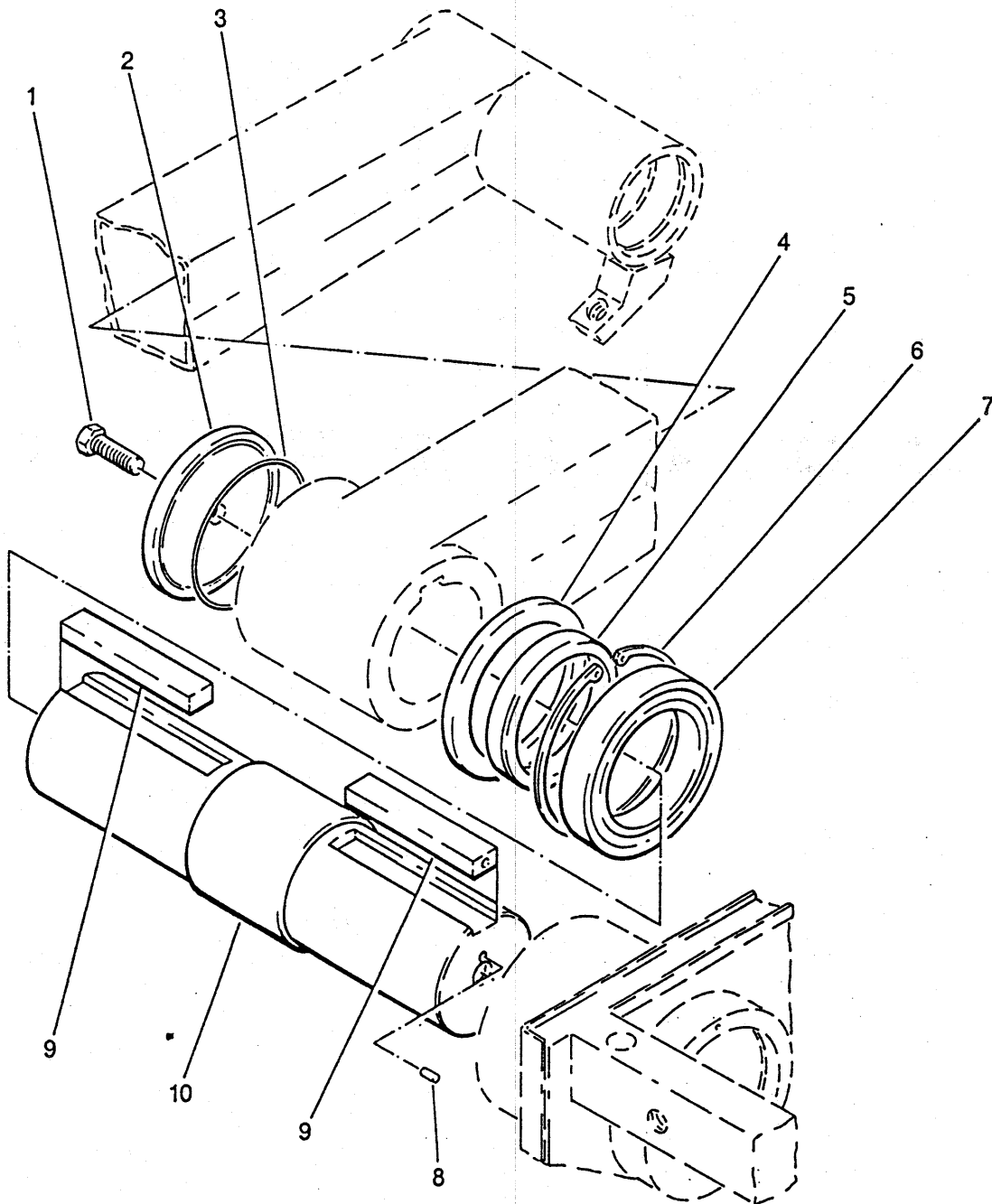
Drive support cpl.
140.410.001

Page 1 of 3

Item	Order no.	Quant.	Designation
1	140.411.000	1	Drive support assembly
2	140.410.490	2	Seal
3	063.429.203	1	Cylindrical roller bearing
4	046.106.020	3	Washer B6,4 DIN 9021
5	040.206.065	3	Hexagonal head screw M6x12 DIN 933
6	062.919.200	1	Nilos ring
7	040.220.155	1	Hexagonal head screw M20x30 DIN 933
8	046.520.010	3	Spring washer A20 DIN 127
9	064.920.306	1	DU-B-bushing
10	140.410.450	1	Lock nut
11	044.220.310	1	Threaded pin M20x90 DIN 915
12	140.410.150	1	Arm
13	140.410.160	1	Washer
14	047.708.125	1	Cylindrical pin 8m6x20 DIN 7
15	046.717.115	1	Locking plate
16	040.216.215	2	Hexagonal head screw M16x45 DIN 933
17	040.120.305	2	Hexagonal head screw M20x85 DIN 931
18	040.212.175	2	Hexagonal head screw M12x35 DIN 933
19	046.013.010	2	Washer 13 DIN 125
20	044.205.045	1	Threaded pin M5x8 DIN 915
21	140.410.620	1	Hinge bolt
22	140.410.630	1	Eccentre bushing
23	140.416.000	1	Hinge stay, top assembly
24	044.305.030	1	Threaded pin M5x6 DIN 916

140.410.001

2/3



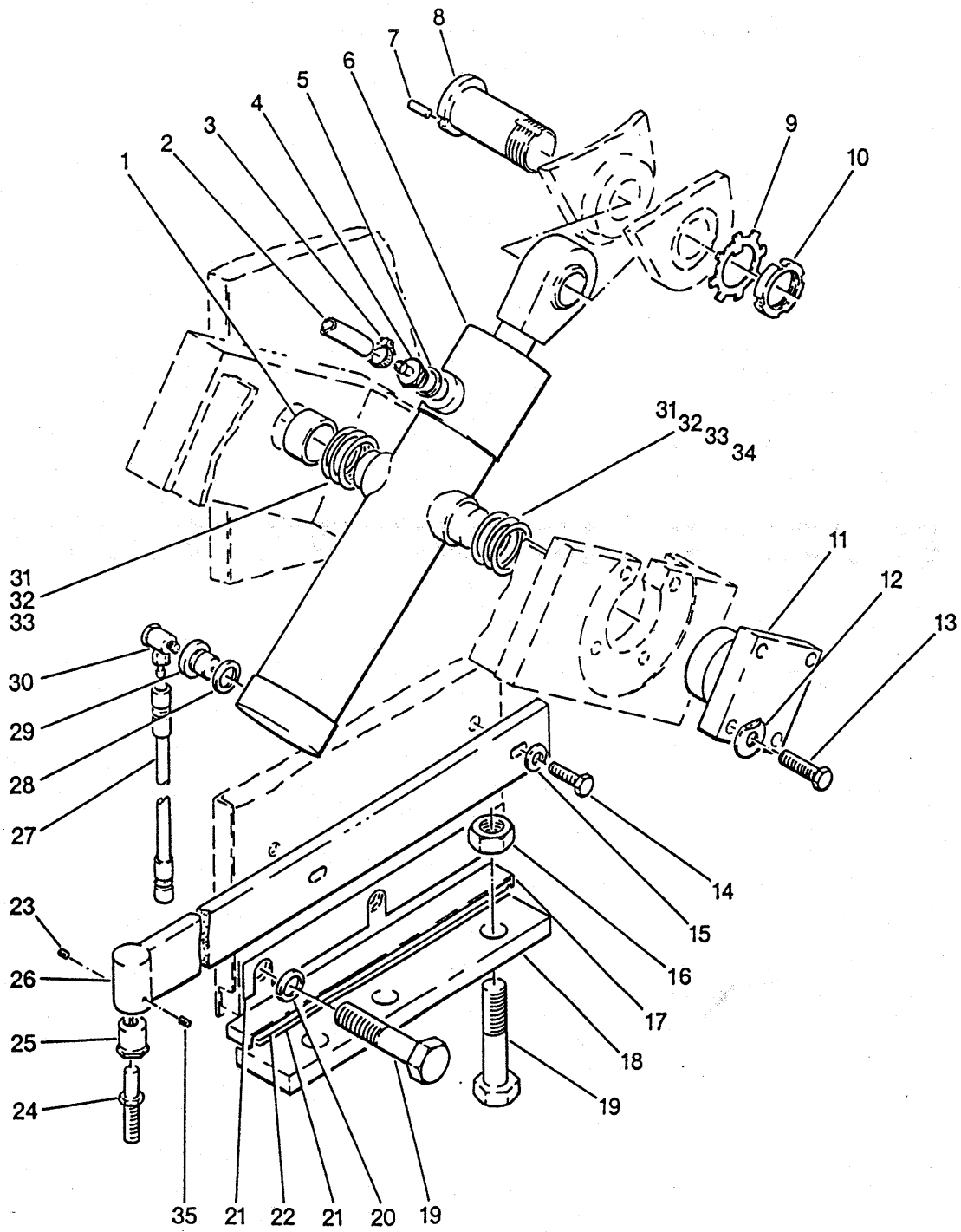
Drive support cpl.**140.410.001**

Page 2 of 3

Item	Order no.	Quant.	Designation
1	040.216.215	1	Hexagonal head screw M16x45 DIN 933
2	140.410.260	1	Washer
3	061.011.502	1	O-ring OR115-2,5
4	061.112.002	1	Retaining ring 120x150x12BA
5	140.410.110	1	Spacing collar
6	049.321.500	1	Circlip 150x4 DIN 472
7	063.060.205	1	Groove ball bearing 6020-2RS
8	047.708.125	1	Cylindrical pin 8m6x20 DIN 7
9	140.410.120	2	Key
10	140.410.022	1	Driving shaft

140.410.001

3/3



Drive support cpl.
140.410.001

Page 3 of 3

Item	Order no.	Quant.	Designation
1	064.920.351	1	DU-bushing
2	140.410.390	1	Low-pressure hose
3	067.700.121	2	Clamp S12/9ZY
4	067.690.152	1	Hose-nozzle
5	061.702.101	1	Sealing ring
6	093.914.003	1	Fjero-hydraulic cylinder
7	047.706.125	1	Cylindrical pin 6m6x20 DIN 7
8	140.410.280	1	Collar bolt
9	064.813.007	1	Locking plate
10	064.916.007	1	Shaft nut
11	140.413.000	1	Housing assembly
12	046.713.015	4	Locking plate 13 DIN 93
13	040.212.190	4	Hexagonal head screw M12x40 DIN 933
14	040.212.175	2	Hexagonal head screw M12x35 DIN 933
15	046.013.010	2	Washer 13 DIN 125
16	045.020.065	3	Hexagonal nut M20 DIN 934
17	140.410.550	1	Spacer plate
18	140.410.540	1	Rail
19	040.120.305	6	Hexagonal head screw M20x85 DIN 931
20	046.520.010	3	Spring washer A20 DIN 127
21	140.410.570	4	Spacer plate
22	140.410.560	4	Spacer plate
23	044.205.045	1	Threaded pin M5x8 DIN 915
24	140.410.620	1	Hinge bolt
25	140.410.630	1	Eccentre bushing
26	140.415.000	1	Hinge stay, down assembly
27	140.414.000	1	Pressure hose assembly
28	067.851.501	1	ERMETO-sealing ring
29	140.410.330	1	Choke
30	067.860.605	1	ERMETO-pivoting joint
31	049.750.350	2	Shim 35x45x0,1
32	049.750.354	2	Shim 35x45x0,2
33	049.750.352	2	Shim 35x45x0,5
34	049.750.351	2	Shim 35x45x1,0
35	044.305.030	1	Threaded pin M5x6 DIN 916

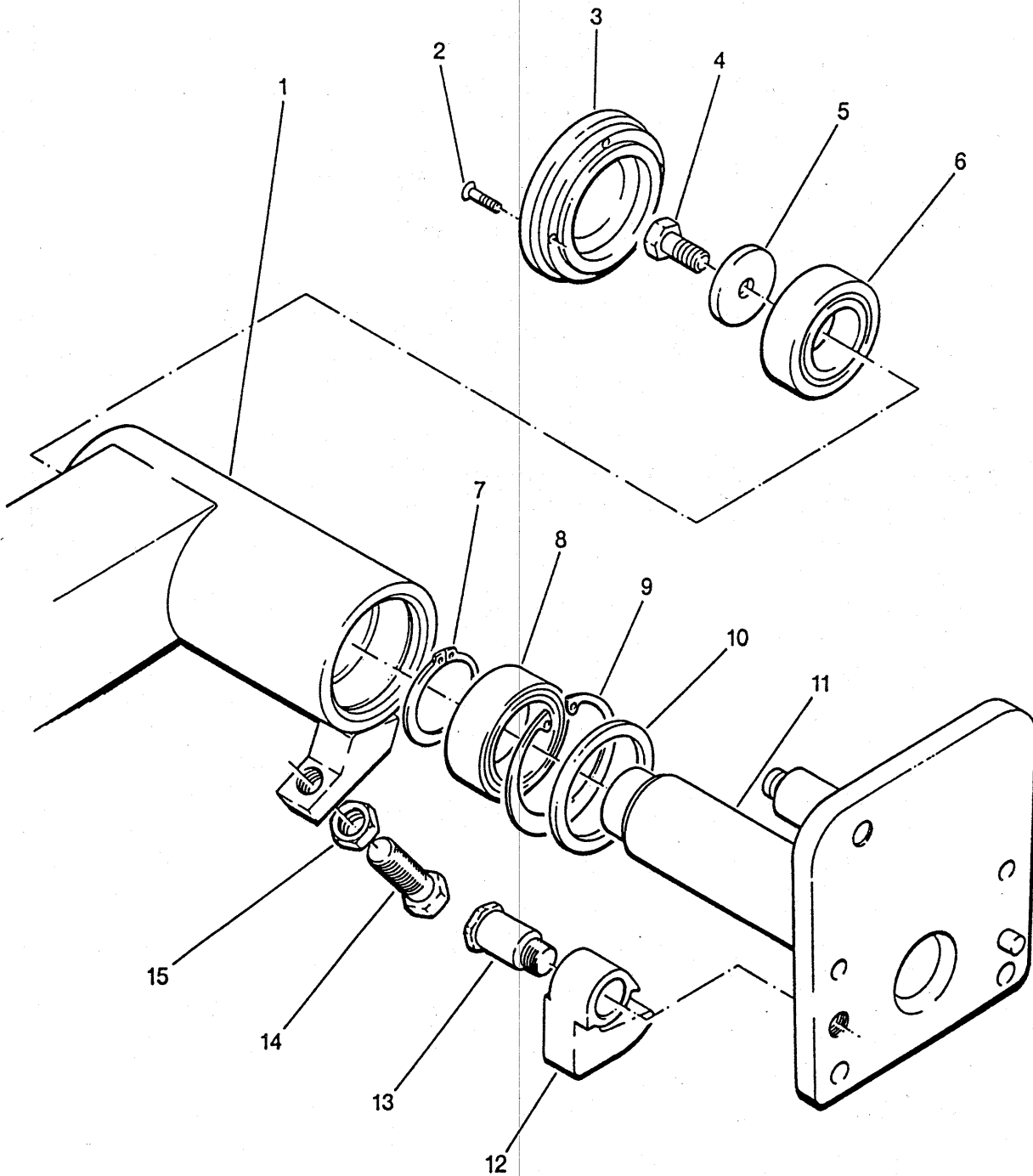
12 a

Robot HP10



140.420.001

1/1



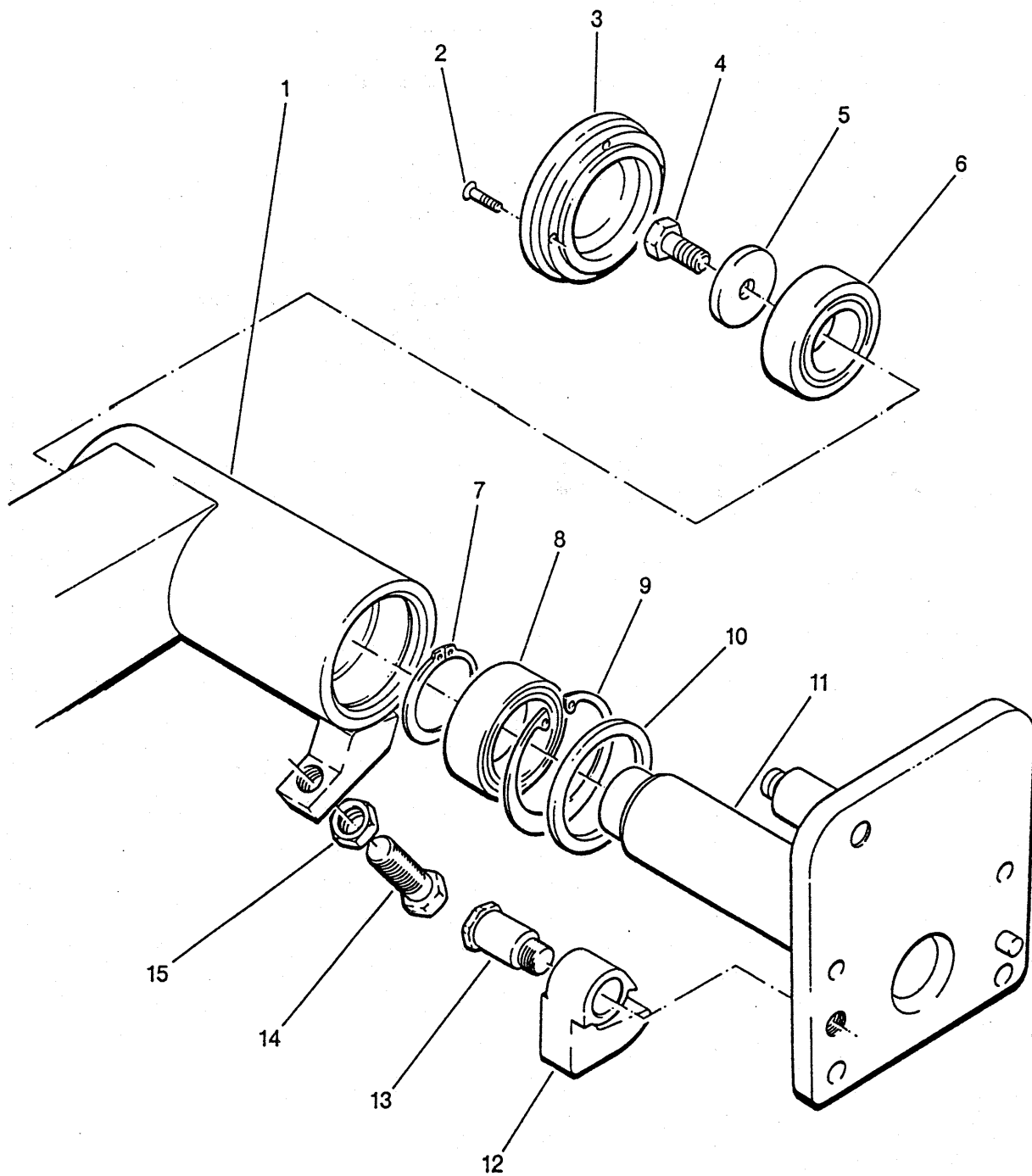
Tilting arm cpl. (250l-hopper)**140.420.001**

Page 1 of 1

Item	Order no.	Quant.	Designation
1	140.421.001	1	Tilting arm assembly
2	042.105.155	4	Oval head countersunk screw M5x30 DIN 964
3	140.420.060	1	Cover
4	040.212.150	1	Hexagonal head screw M12x30 DIN 933
5	111.540.120	1	Washer
6	063.042.091	1	Double row grooved ball bearing
7	049.720.600	1	Circlip SW60
8	063.449.121	1	Roller bearing
9	049.320.850	1	Circlip J85x3 DIN 472
10	061.107.003	1	Seal ring
11	140.422.001	1	Bearing bolt assembly
12	140.420.170	1	Buffer
13	140.420.180	1	Collar bolt
14	040.220.255	1	Hexagonal head screw M20x60 DIN 933
15	045.020.065	1	Hexagonal nut M20 DIN 934

141.420.001

1/1



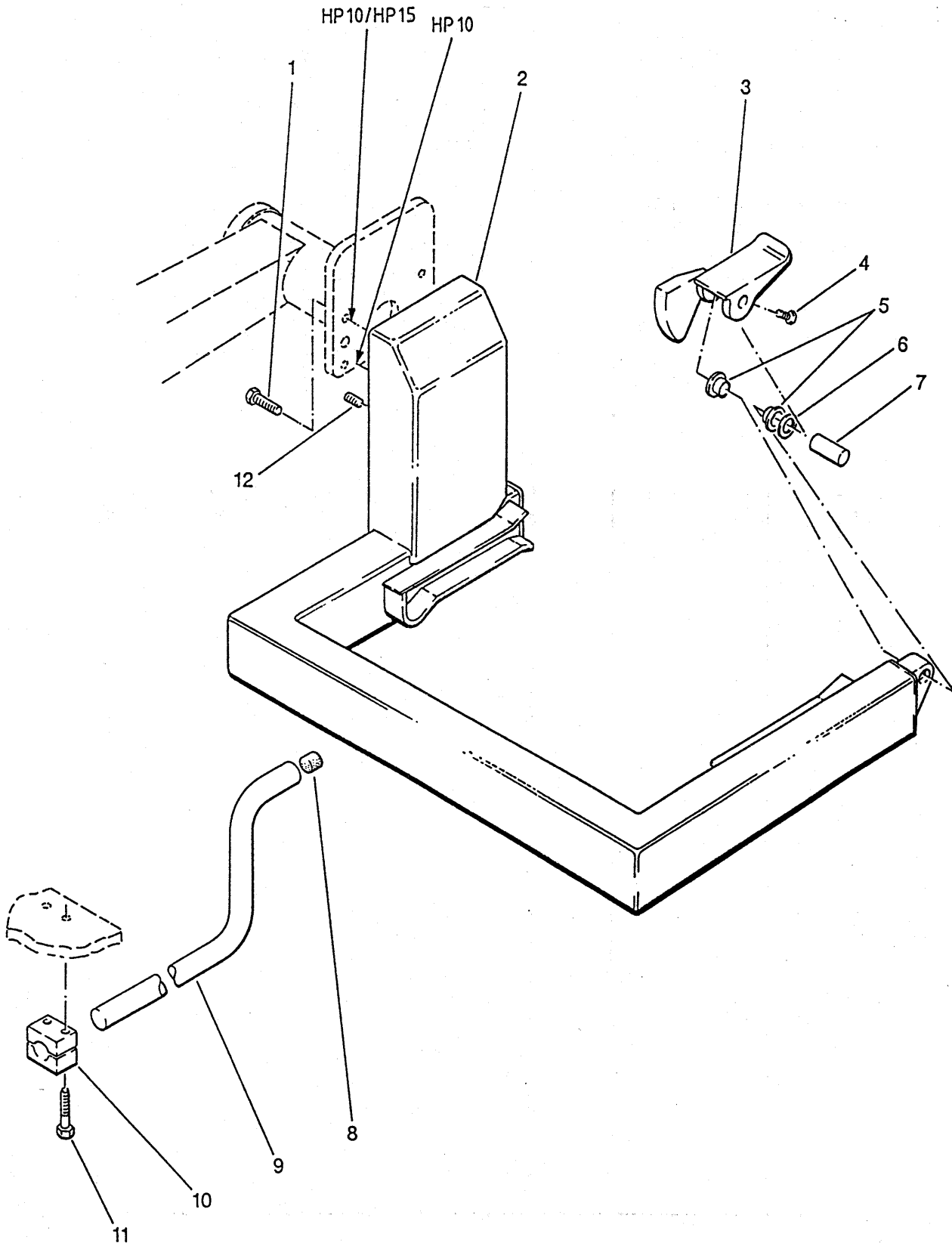
Tilting arm cpl. (350l-hopper)**141.420.001**

Page 1 of 1

Item	Order no.	Quant.	Designation
1	141.421.001	1	Tilting arm assembly
2	042.105.155	4	Oval head countersunk screw M5x30 DIN 964
3	140.420.060	1	Cover
4	040.212.150	1	Hexagonal head screw M12x30 DIN 933
5	111.540.120	1	Washer
6	063.042.091	1	Double row grooved ball bearing
7	049.720.600	1	Circlip SW60
8	063.449.121	1	Roller bearing
9	049.320.850	1	Circlip J85x3 DIN 472
10	061.107.003	1	Seal ring
11	141.422.001	1	Bearing bolt assembly
12	140.420.170	1	Buffer
13	140.420.180	1	Collar bolt
14	040.220.255	1	Hexagonal head screw M20x60 DIN 933
15	045.020.065	1	Hexagonal nut M20 DIN 934

140.440.002

1/1



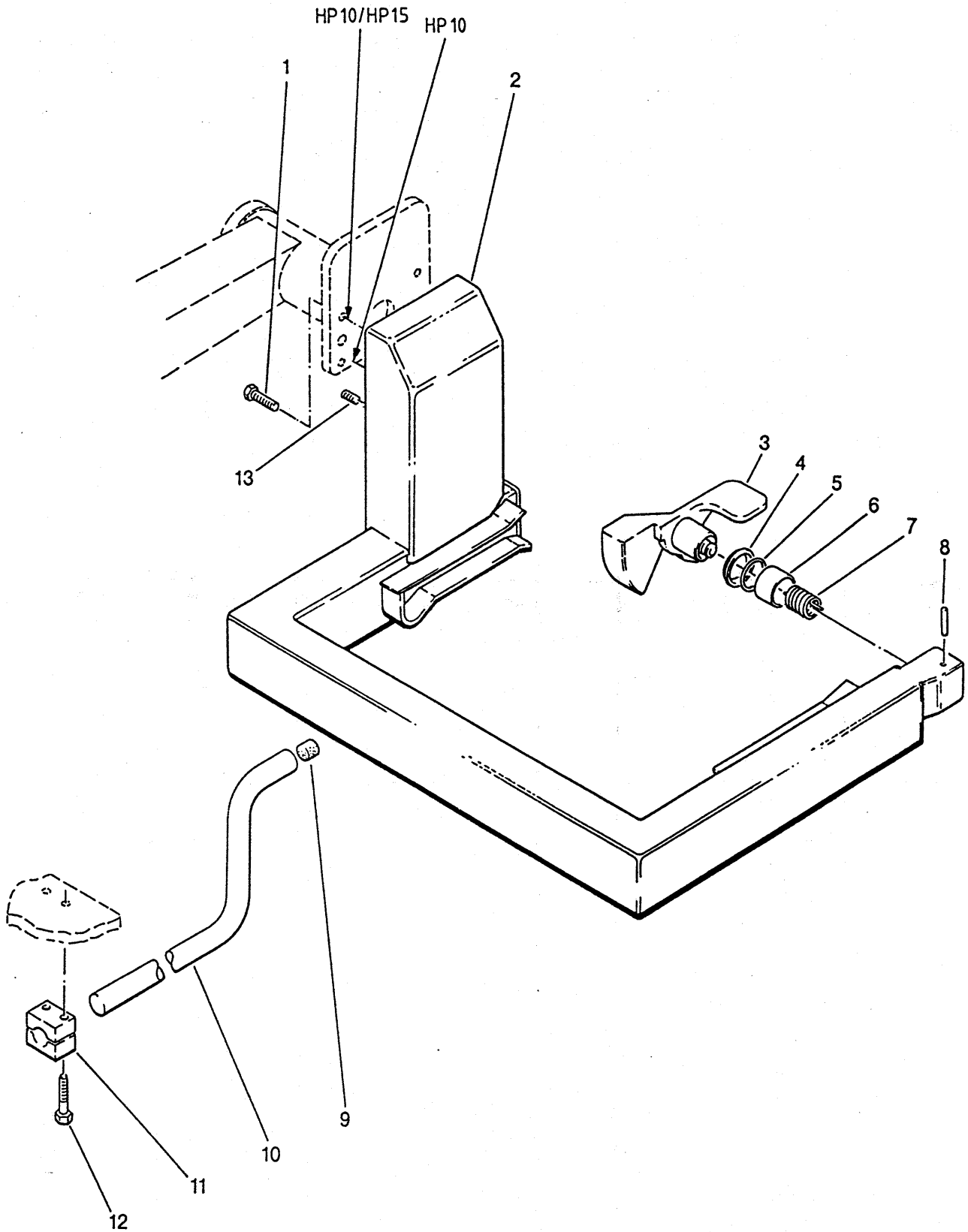
Wagon lifter cpl., rear entrance**140.440.002****up to machine no. 140.0400**

Page 1 of 1

Item	Order no.	Quant.	Designation
1	040.212.195	4	Hexagonal head screw M12x40 DIN 933
2	140.441.002	1	Wagon lifter assembly
3	140.440.022	1	Locking unit
4	040.206.095	1	Cheese head screw M6x16 DIN 933
5	064.920.203	2	Flange bushing
6	140.440.030	1	Disc
7	140.440.041	1	Axle
8	140.450.020	1	Vulkolan-buffer
9	140.450.010	1	Lifter buffer
10	140.450.030	1	Clamp
11	040.110.255	2	Hexagonal head screw M10x60 DIN 931
12	044.012.255	2	Threaded pin M12x25 DIN 913

140.440.006

1/1

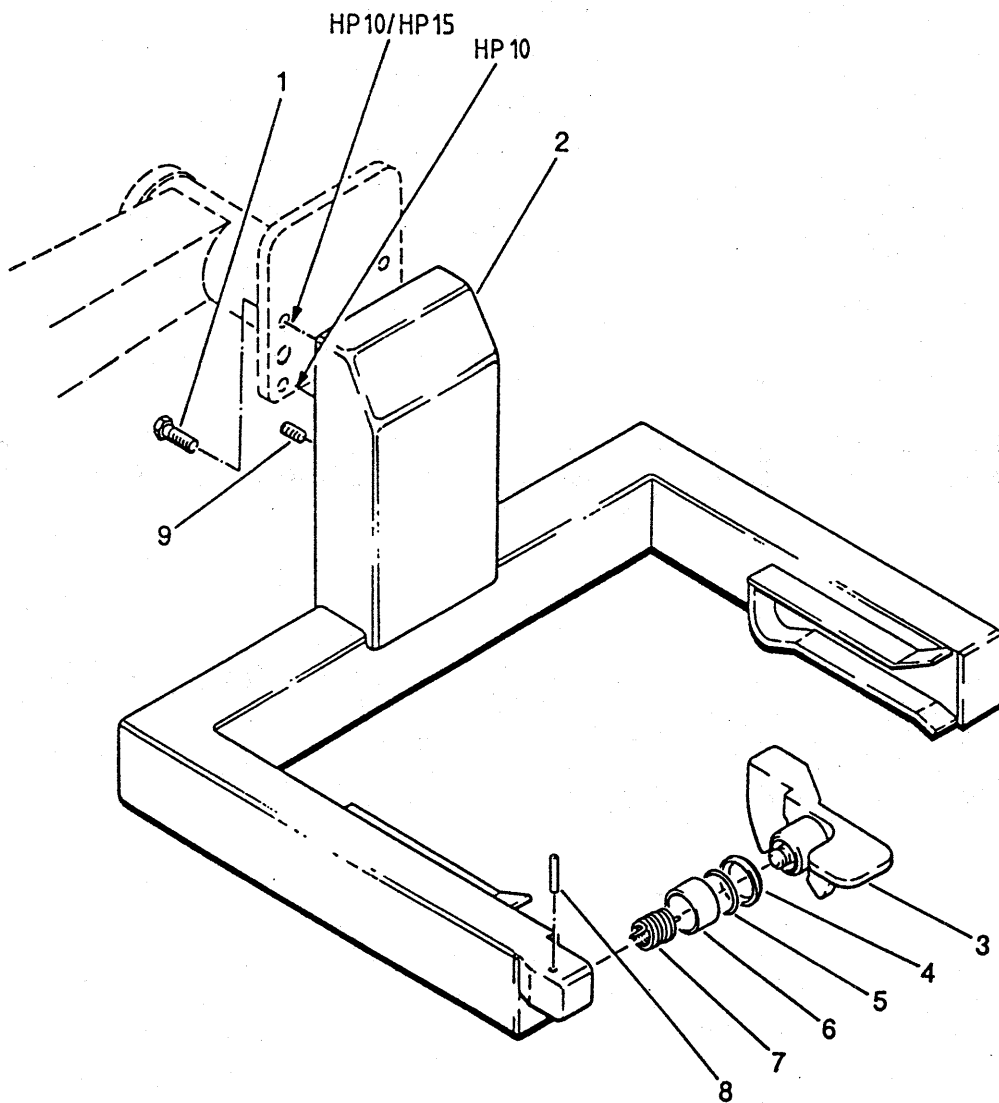


Wagon lifter cpl., rear entrance**140.440.006****from machine no. 140.0401****Page 1 of 1**

Item	Order no.	Quant.	Designation
1	040.212.195	4	Hexagonal head screw M12x40 DIN 933
2	140.441.006	1	Wagon lifter assembly
3	140.443.001	1	Locking unit
4	060.104.001	1	Scraper
5	061.004.002	1	O-ring OR40,2-3
6	064.920.404	1	Bushing Permaglide
7	140.440.100	1	Leg spring
8	047.705.255	1	Cylindrical pin 5m6x60 DIN 7
9	140.450.020	1	Vulkolan-buffer
10	140.450.010	1	Lifter buffer
11	140.450.030	1	Clamp
12	040.110.255	2	Hexagonal head screw M10x60 DIN 931
13	044.012.255	2	Threaded pin M12x25 DIN 913

140.440.003

1/1



Wagon lifter cpl., side entrance

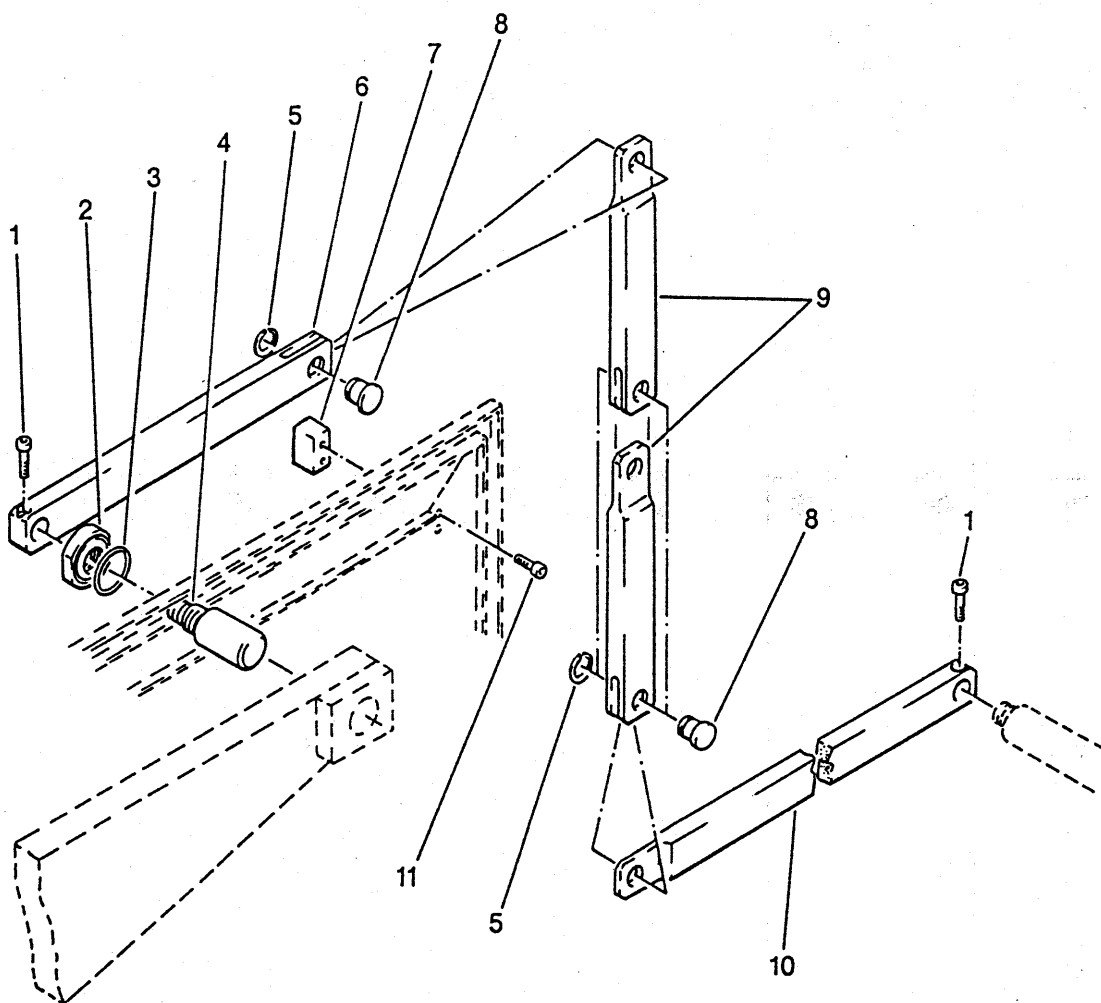
140.440.003

Page 1 of 1

Item	Order no.	Quant.	Designation
1	040.212.195	4	Hexagonal head screw M12x40 DIN 933
2	140.441.003	1	Wagon lifter assembly
3	140.443.001	1	Locking unit
4	060.104.001	1	Scraper
5	061.004.002	1	O-ring OR40,2x3
6	064.920.404	1	Bushing Permaglide
7	140.440.100	1	Leg spring
8	047.705.255	1	Cylindrical pin 5m6x60 DIN 7
9	044.012.255	2	Threaded pin M12x25 DIN 913

140.460.000

1/1



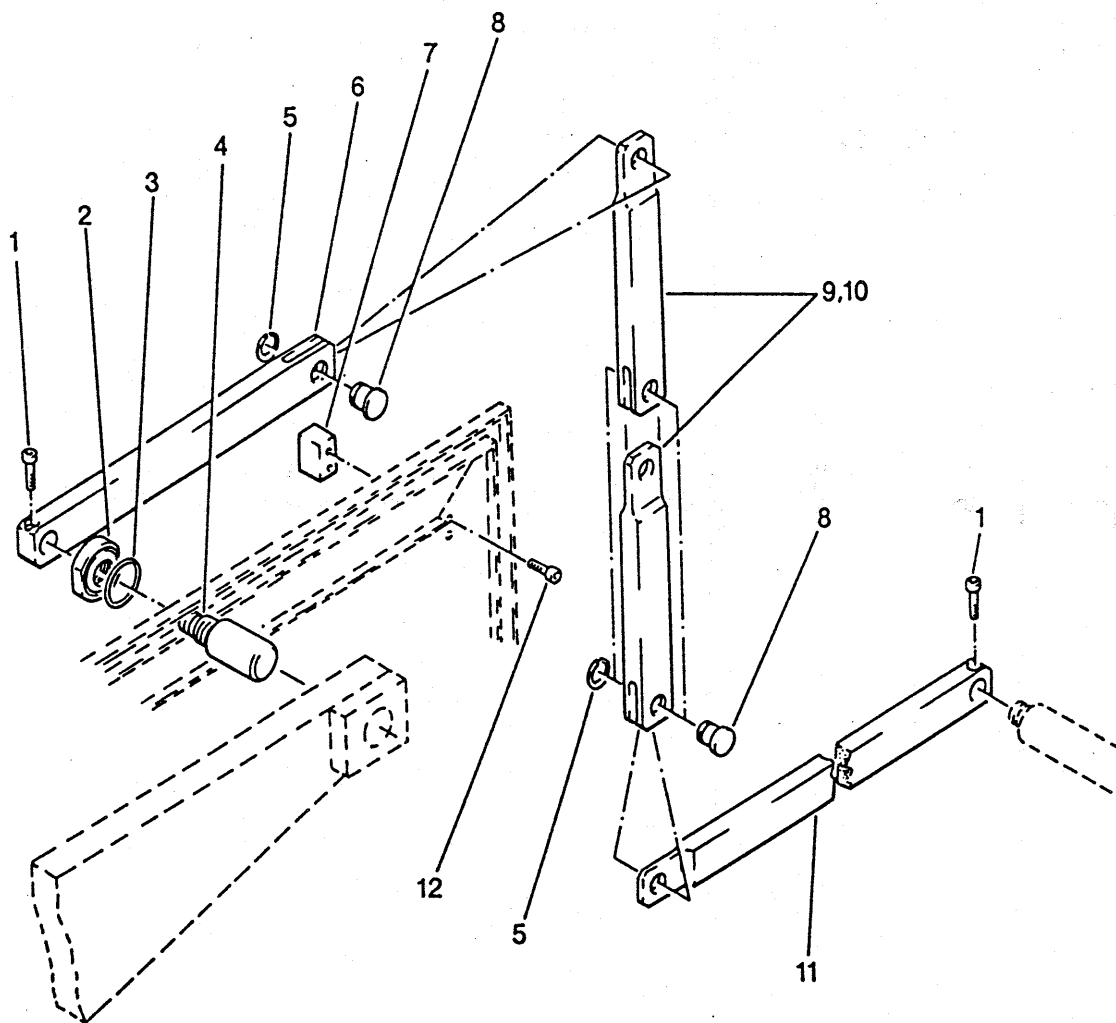
**Tilting mechanism cpl. (250l-hopper)
(Wagon lifter rear entrance)****140.460.000**

Page 1 of 1

Item	Order no.	Quant.	Designation
1	140.460.050	2	Cheese head screw
2	140.460.030	1	Nut
3	061.003.001	1	O-ring OR30x3
4	140.460.020	1	Bolt
5	049.310.175	3	Seeger-ring A17x1 DIN 471
6	140.460.010	1	Pivot arm
7	140.461.000	1	Spacer
8	140.460.090	3	Collar bolt
9	140.460.080	2	Pivot arm
10	140.460.120	1	Pivot arm
11	040.906.095	2	Cheese head screw M6x16 DIN 912

140.460.001

1/1



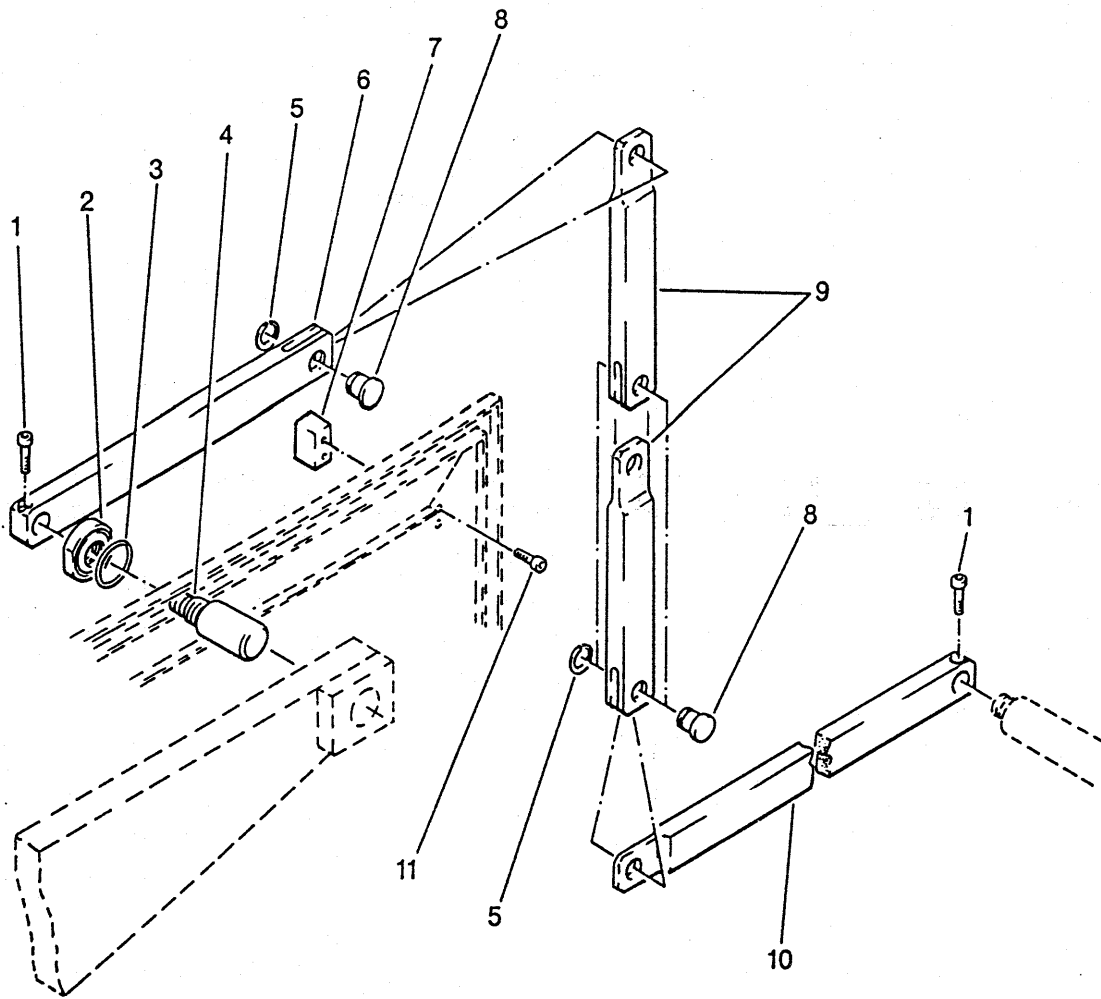
**Tilting mechanism cpl. (250l-hopper)
(Wagon lifter side entrance)****140.460.001**

Page 1 of 1

Item	Order no.	Quant.	Designation
1	140.460.050	2	Cheese head screw
2	140.460.030	1	Nut
3	061.003.001	1	O-ring OR30x3
4	140.460.020	1	Bolt
5	049.310.175	3	Seeger-ring A17x1 DIN 471
6	140.460.010	1	Pivot arm
7	140.461.000	1	Spacer
8	140.460.090	3	Collar bolt
9	140.460.080	1	Pivot arm
10	140.460.070	1	Pivot arm
11	140.460.120	1	Pivot arm
12	040.906.095	2	Cheese head screw M6x16 DIN 912

141.460.000

1/1



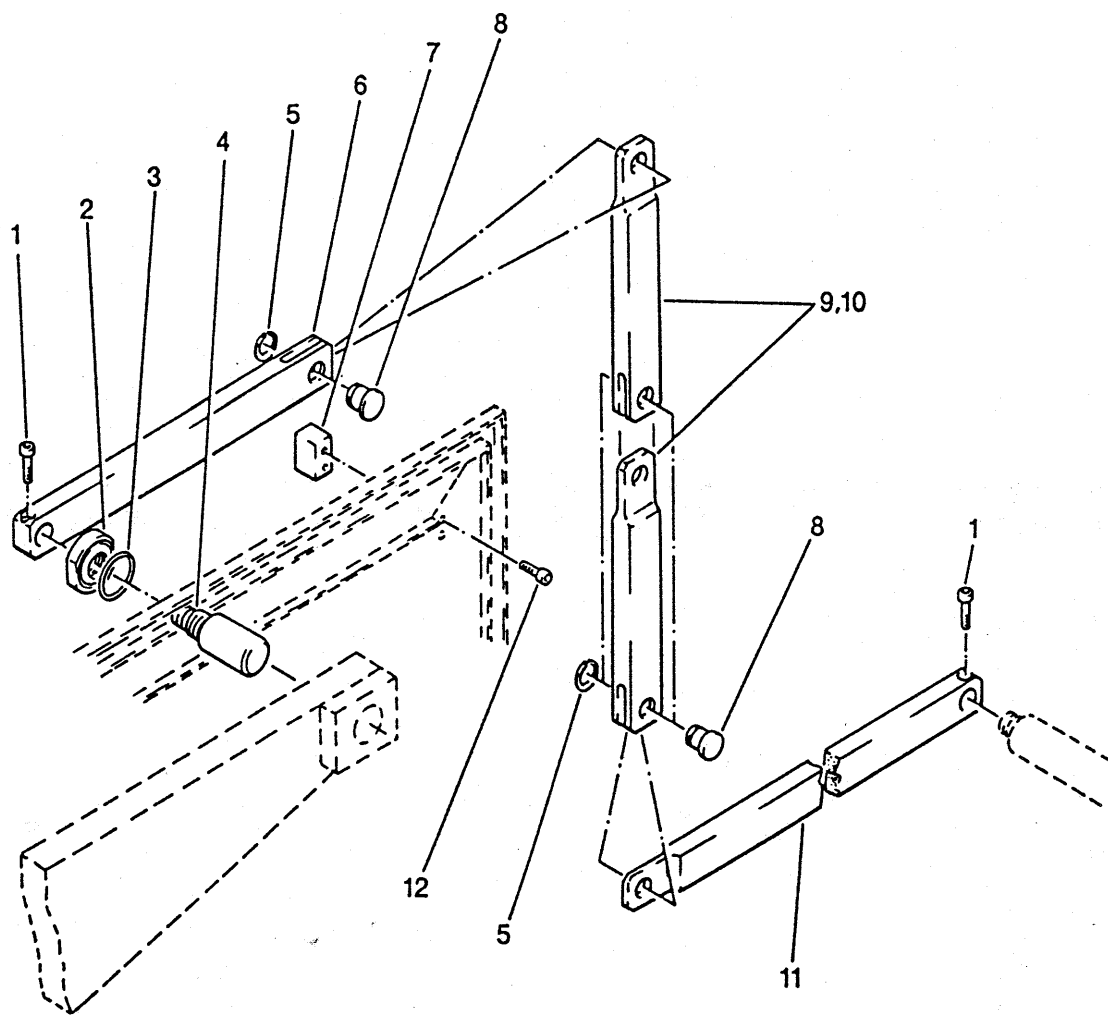
**Tilting mechanism cpl. (350l-hopper)
(Wagon lifter rear entrance)****141.460.000**

Page 1 of 1

Item	Order no.	Quant.	Designation
1	140.460.050	2	Cheese head screw
2	140.460.030	1	Nut
3	061.003.001	1	O-ring OR30x3
4	140.460.020	1	Bolt
5	049.310.175	3	Seeger-ring A17x1 DIN 471
6	140.460.010	1	Pivot arm
7	140.461.000	1	Spacer
8	140.460.090	3	Collar bolt
9	141.460.080	2	Pivot arm
10	141.460.120	1	Pivot arm
11	040.906.095	2	Cheese head screw M6x16 DIN 912

141.460.001

1/1



Tilting mechanism cpl. (350l-hopper)
(Wagon lifter side entrance)

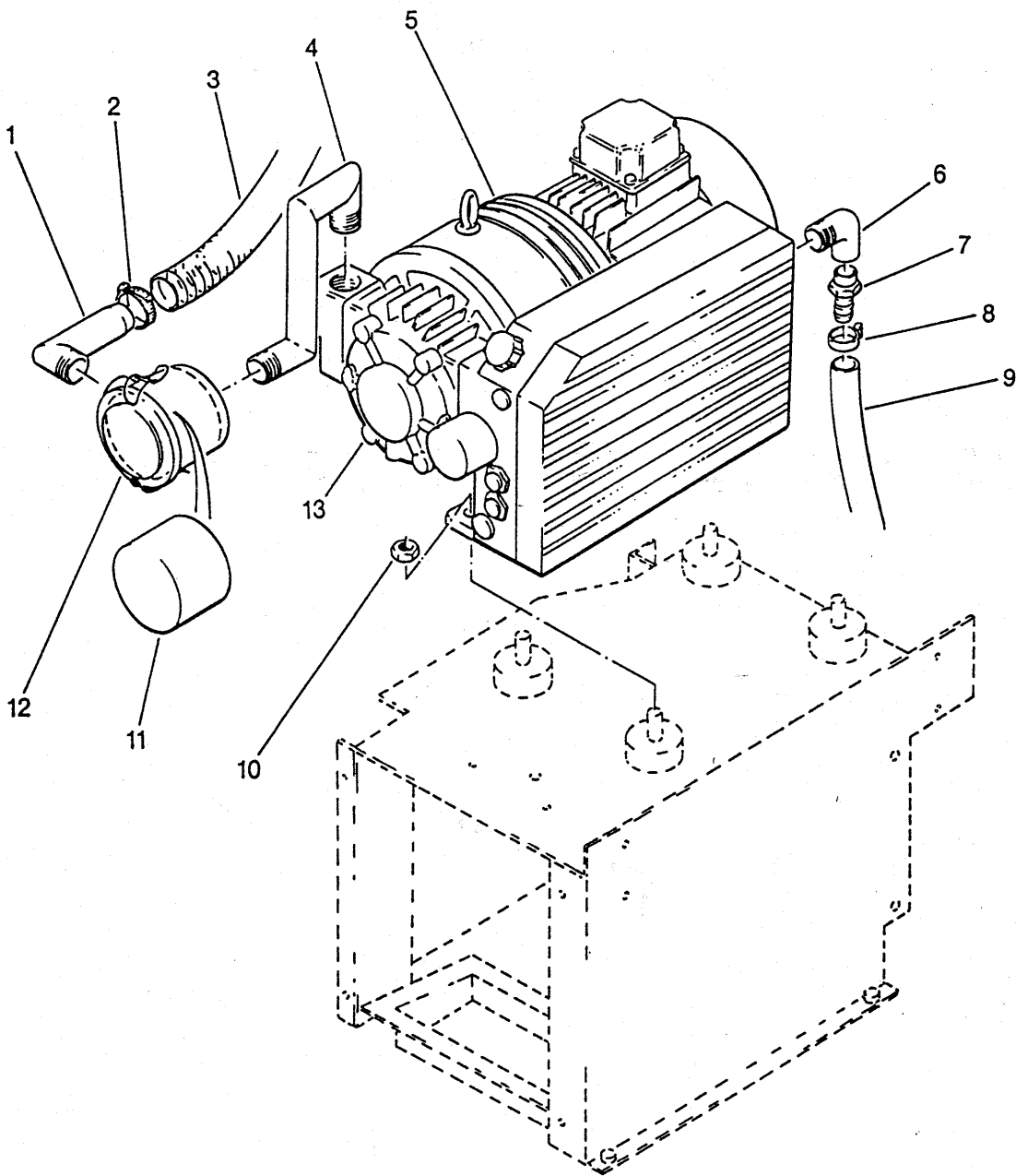
141.460.001

Page 1 of 1

Item	Order no.	Quant.	Designation
1	140.460.050	2	Cheese head screw
2	140.460.030	1	Nut
3	061.003.001	1	O-ring OR30x3
4	140.460.020	1	Bolt
5	049.310.175	3	Seeger-ring A17x1 DIN 471
6	140.460.010	1	Pivot arm
7	140.461.000	1	Spacer
8	140.460.090	3	Collar bolt
9	141.460.080	1	Pivot arm
10	141.460.070	1	Pivot arm
11	141.460.120	1	Pivot arm
12	040.906.095	2	Cheese head screw M6x16 DIN 912

140.500.000

1/2



Vacuum system cpl.

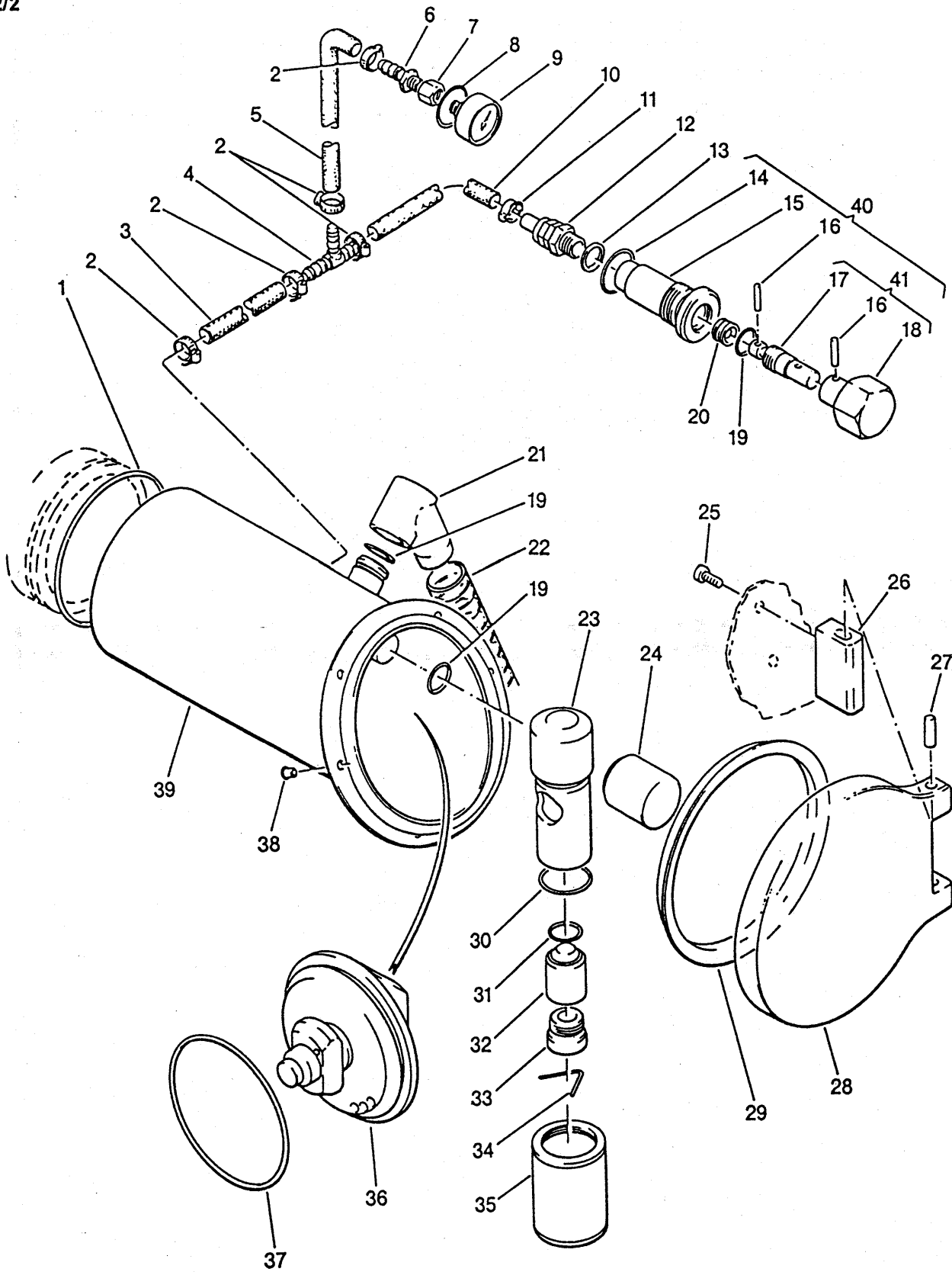
140.500.000

Page 1 of 2

Item	Order no.	Quant.	Designation
1	140.502.000	1	Angle assembly
2	067.710.321	2	Worm thread clamp 25-38mm
3	140.500.300	1	Plastic hose
4	140.503.000	1	Connecting piece assembly
5		-	Three phase current motor 1,1kw
6	068.410.155	1	Angle 1/2"-A4 DIN 2950
7	067.690.134	1	Hose threaded pipe
8	067.710.251	1	Worm thread clamp
9	140.500.540	1	Hydraulic hose
10	045.010.065	4	Hexagonal nut M10 DIN 934
11	090.113.202	-	Exchange cartridge Pico C75
12	124.580.000	1	Air filter
13	090.114.001	1	Vacuum pump
-	090.190.008	-	Sealing set for vacuum pump
-	090.190.009	-	Wear part set for vacuum pump

140.500.000

2/2



Vacuum system cpl.
140.500.000

Page 2 of 2

Item	Order no.	Quant.	Designation
1	061.011.801	1	O-ring OR118-4
2	067.700.141	5	Hose clamp S14/9ZY
3	140.500.440	1	Fabric hose
4	067.550.091	1	T-hose threaded pipe
5	140.500.410	1	Fabric hose
6	067.520.084	1	Insert
7	068.120.851	1	Socket R1/4"
8	061.006.003	1	O-ring OR60-1,5
9	090.112.602	1	Vacuum gauge
10	140.500.040	1	Fabric hose
11	067.700.131	1	2-ear hose clamp
12	067.690.102	1	Rotatable screwing
13	061.501.601	1	Seal washer A16x20 DIN 7603
14	061.003.201	1	O-ring OR32,2-3
15	140.510.020	1	Threaded shaft seating
16	047.704.115	2	Cylindrical pin 4m6x18 DIN 7
17	140.511.020	1	Threaded shaft
18	140.511.011	1	Handle
19	061.002.002	3	O-ring OR20,3-2,4
20	140.510.030	1	Plug screw
21	140.501.000	1	Mounting assembly
22	140.500.300	1	Spiral hose
23	126.550.010	1	Valve body
24	140.500.350	1	Plug screw
25	040.908.065	2	Cylindrical screw M8x12 DIN 912
26	140.500.070	1	Hinge
27	047.708.145	2	Cylindrical pin 8m6x24 DIN 7
28	140.500.060	1	Cover
29	061.415.001	1	V-ring V150A
30	061.003.501	1	O-ring OR35,2-3
31	061.001.802	1	O-ring OR18,2-3
32	126.552.011	1	Float
33	126.552.021	1	Float cap
34	126.550.030	1	Spring
35	126.501.002	1	Sieve assembly
36	128.021.010	1	Vacuum plug
37	061.010.402	1	O-ring OR 104,14x5,33
38	048.903.001	6	Gesipa-riwet 3x9
39	140.520.000	1	Vacuum tube assembly
40	140.510.000	1	Vacuum throttle cpl.
41	140.511.000	1	Threaded shaft cpl.

Robot HP10

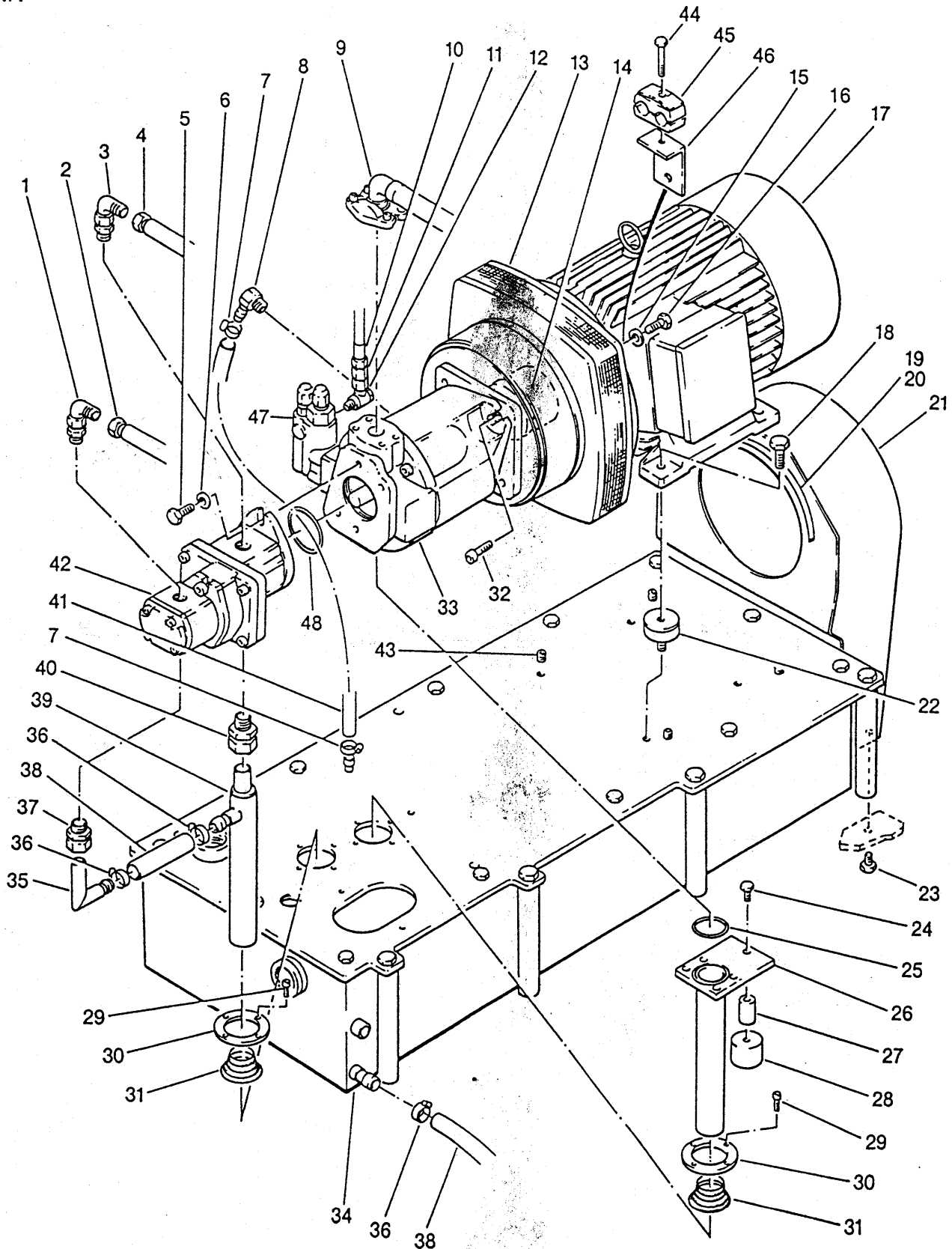


Survey of pump units**140.610.xxx**

Page	Group no.	Designation
17a	140.610.001	Pump unit for machine with lifter and linking; 50Hz
17b	140.610.005	Pump unit for machine with lifter and linking; 60Hz
18a	140.610.002	Pump unit for machine with linking, without lifter; 50Hz
18b	140.610.006	Pump unit for machine with linking, without lifter; 60Hz
19	140.610.003	Pump unit for machine without lifter, without linking; 50/60Hz
20a	140.610.004	Pump unit for machine with lifter, without linking; 50Hz
20b	140.610.007	Pump unit for machine with lifter, without linking; 60Hz

140.610.001

1/1



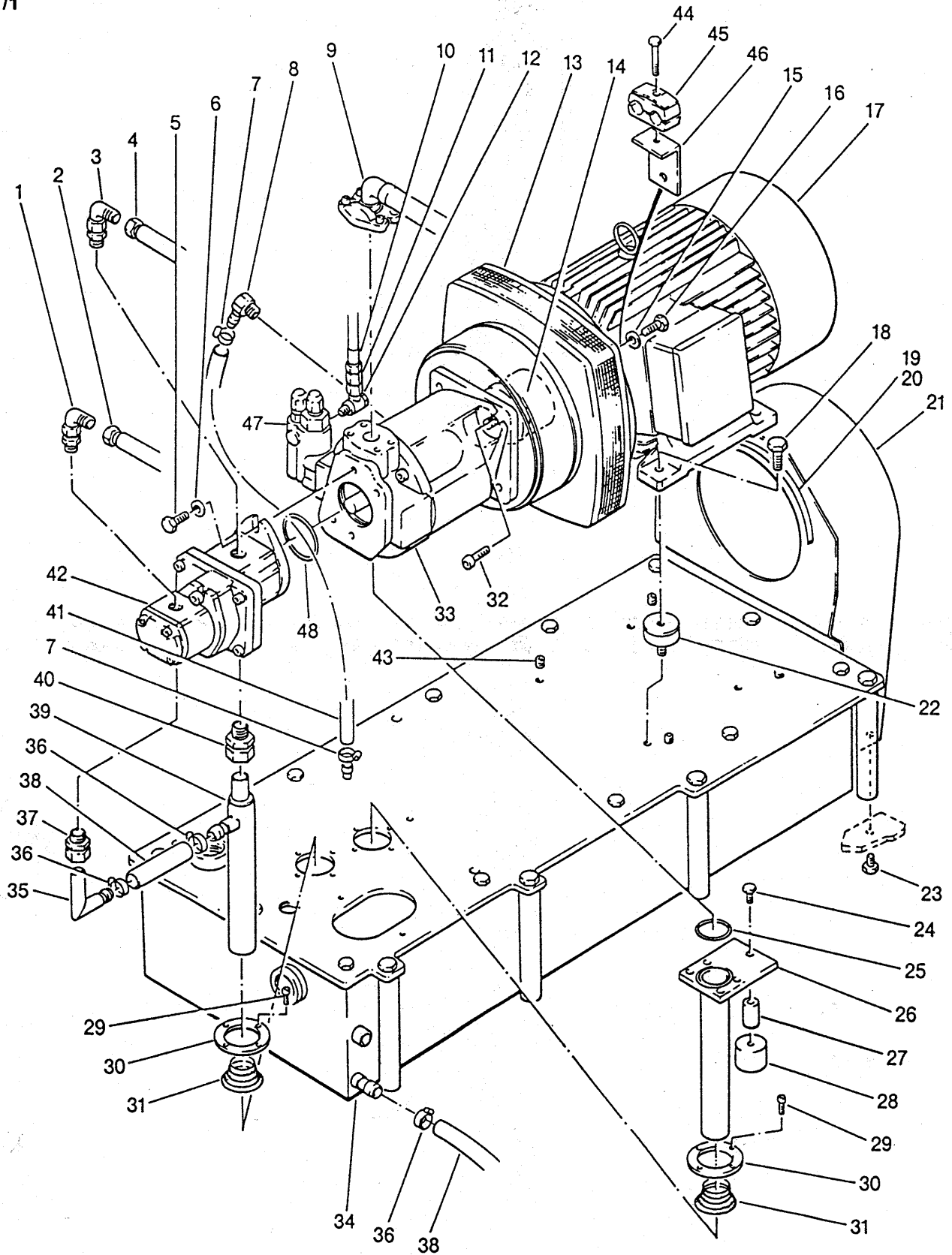
**Pump unit for machine
with lifter and linking; 50Hz**
140.610.001

Page 1 of 1

Item	Order no.	Quant.	Designation
1	067.871.205	1	Setting angled screw connection
2	140.694.000	1	Hose assembly
3	067.871.206	1	Setting angled screw connection
4	140.693.000	1	Hose assembly
5	040.210.135	2	Hexagonal head screw M10x25 DIN 933
6	046.010.010	2	Washer 10,5 DIN 125
7	067.700.211	2	Hose clamp S21/9ZY
8	067.690.142	1	Angled hose connector
9	140.618.001	1	Pressure hose assembly
10	140.619.000	1	Hose assembly
11	140.696.000	1	Threaded straight joint assembly
12	067.860.807	1	Pivoting joint
13	090.214.002	1	Pump support
14	140.610.100	1	Coupling
15	046.013.010	6	Washer 13 DIN 125
16	040.212.135	4	Hexagonal head screw M12x25 DIN 933
17	081.501.323	1	Three phase current motor 7,5kW
18	040.212.155	4	Hexagonal head screw M12x30 DIN 933
19	067.420.101	1m	Guttasyn-hose
20	070.560.016	1m	Cable
21	140.692.000	1	Air intake cover assembly
22	066.710.504	4	Rubber-metal buffer
23	040.208.095	3	Hexagonal head screw M8x16 DIN 933
24	040.208.115	1	Hexagonal head screw M8x20 DIN 933
25	061.004.002	1	O-ring OR40,2x3
26	140.628.000	1	Tube assembly
27	140.601.490	1	Support
28	066.710.401	1	Rubber-metal buffer
29	040.904.095	8	Cheese head screw M4x16 DIN 912
30	140.600.240	2	Spacing collar
31	060.503.201	2	Bellows
32	040.912.155	2	Cheese head screw M12x30 DIN 912
33	090.214.001	1	Hydraulic adjusting pump
34	140.640.000	1	Tank cpl.
35	140.623.000	1	Pipe bend assembly
36	067.710.321	4	Worm thread clamp
37	067.811.802	1	Threaded straight joint
38	067.420.192	2	Suction hose DN19
39	140.621.000	1	Tube assembly
40	067.812.201	1	Threaded straight joint
41	067.450.121	1	Low pressure hose
42	090.214.012	1	Gear pump unit
-	090.214.004	1	Geared pump (linking)
-	090.214.010	1	Geared pump (lifter)
43	044.012.055	4	Threaded pin M12x10 DIN 913
44	040.208.235	1	Hexagonal head screw M8x50 DIN 933
45	067.710.221	3	Double hose clamp
46	140.601.640	1	Angle for clamp
47	090.290.301	1	Control valve DFR-S074
48	061.008.501	1	O-ring OR85x3

140.610.005

1/1



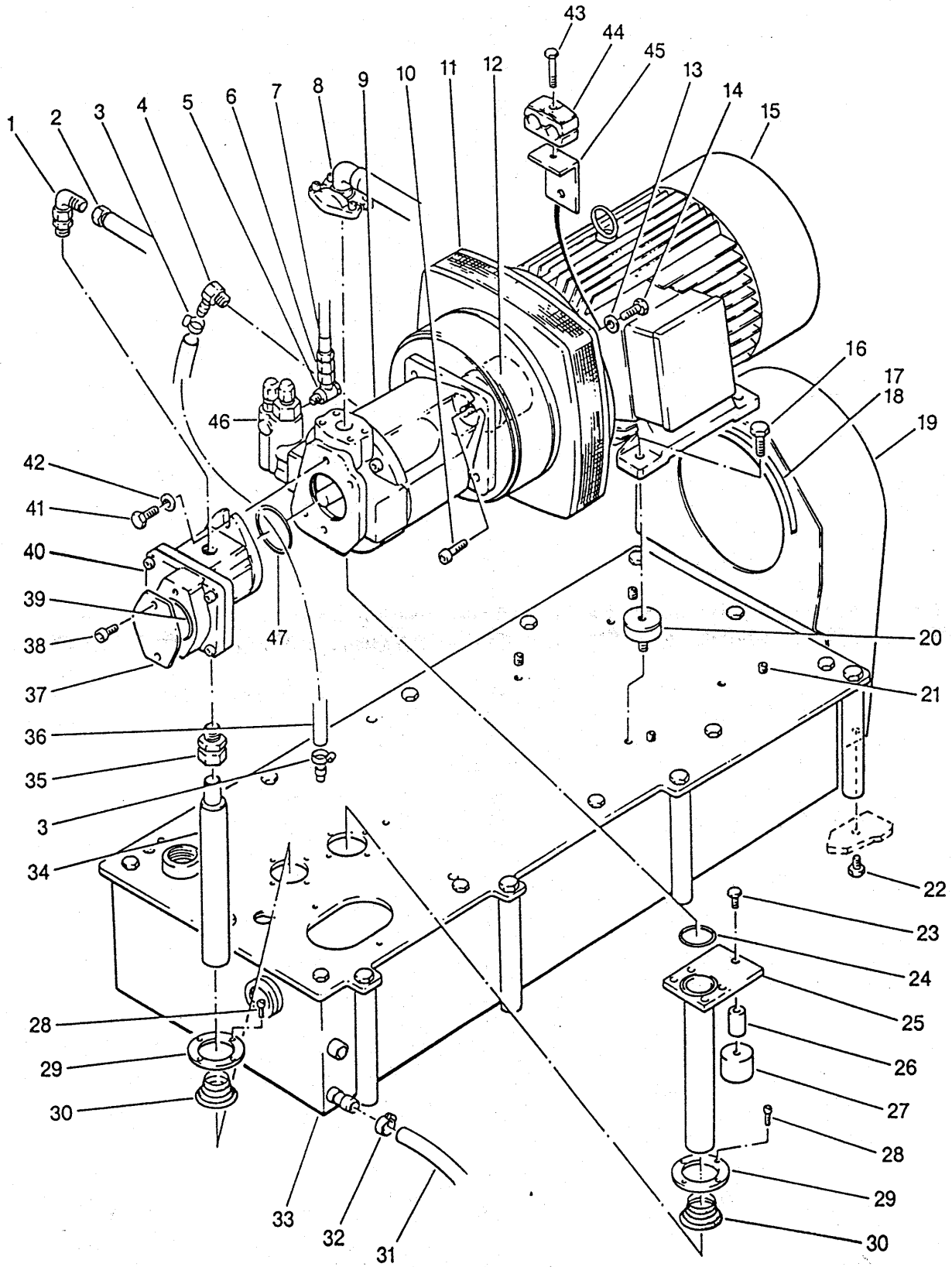
**Pump unit for machine
with lifter and linking; 60Hz**
140.610.005

Page 1 of 1

Item	Order no.	Quant.	Designation
1	067.871.205	1	Setting angled screw connection
2	140.694.000	1	Hose assembly
3	067.871.206	1	Setting angled screw connection
4	140.693.000	1	Hose assembly
5	040.210.135	2	Hexagonal head screw M10x25 DIN 933
6	046.010.010	2	Washer 10,5 DIN 125
7	067.700.211	2	Hose clamp S21/9ZY
8	067.690.142	1	Angled hose connector
9	140.618.001	1	Pressure hose assembly
10	140.619.000	1	Hose assembly
11	140.696.000	1	Threaded straight joint assembly
12	067.860.807	1	Pivoting joint
13	090.214.002	1	Pump support
14	140.610.100	1	Coupling
15	046.013.010	6	Washer 13 DIN 125
16	040.212.135	4	Hexagonal head screw M12x25 DIN 933
17	081.501.323	1	Three phase current motor 7,5kW
18	040.212.155	4	Hexagonal head screw M12x30 DIN 933
19	067.420.101	1m	Guttasyn-hose
20	070.560.016	1m	Cable
21	140.692.000	1	Air intake cover assembly
22	066.710.504	4	Rubber-metal buffer
23	040.208.095	3	Hexagonal head screw M8x16 DIN 933
24	040.208.115	1	Hexagonal head screw M8x20 DIN 933
25	061.004.002	1	O-ring OR40,2x3
26	140.628.000	1	Tube assembly
27	140.601.490	1	Support
28	066.710.401	1	Rubber-metal buffer
29	040.904.095	8	Cheese head screw M4x16 DIN 912
30	140.600.240	2	Spacing collar
31	060.503.201	2	Bellows
32	040.912.155	2	Cheese head screw M12x30 DIN 912
33	090.214.001	1	Hydraulic adjusting pump
34	140.640.000	1	Tank cpl.
35	140.623.000	1	Pipe bend assembly
36	067.710.321	4	Worm thread clamp
37	067.811.802	1	Threaded straight joint
38	067.420.192	2	Suction hose DN19
39	140.625.000	1	Tube assembly
40	067.812.201	1	Threaded straight joint
41	067.450.121	1	Low pressure hose
42	090.214.009	1	Gear pump unit
-	090.214.011	1	Geared pump (linking)
-	090.214.010	1	Geared pump (lifter)
43	044.012.055	4	Threaded pin M12x10 DIN 913
44	040.208.235	1	Hexagonal head screw M8x50 DIN 933
45	067.710.221	3	Double hose clamp
46	140.601.640	1	Angle for clamp
47	090.290.301	1	Control valve DFR-S074
48	061.008.501	1	O-ring OR85x3

140.610.002

1/1



**Pump unit for machine
with linking, without lifter; 50Hz**
140.610.002

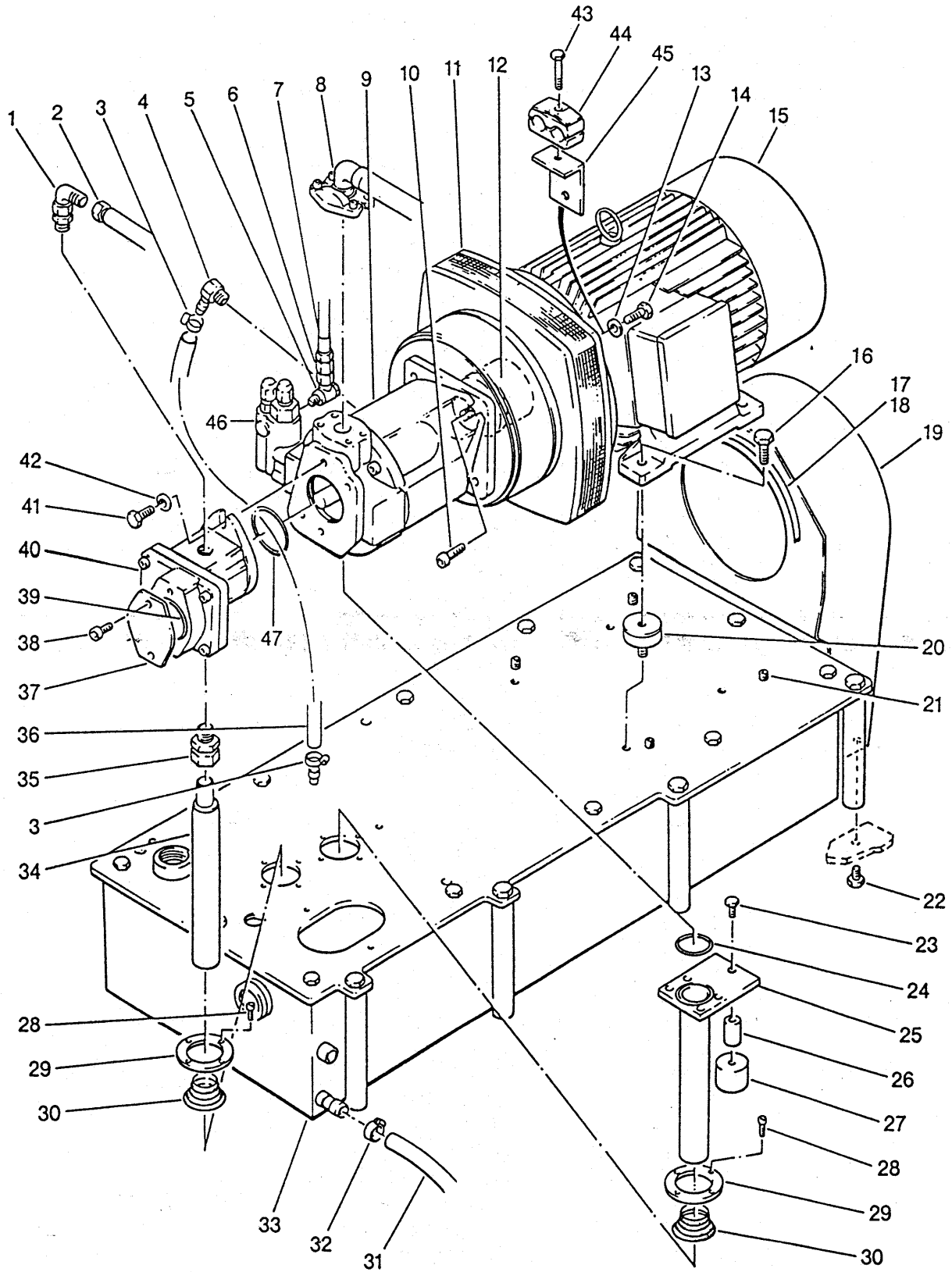
Page 1 of 1

Item	Order no.	Quant.	Designation
1	067.871.206	1	Setting angled screw connection
2	140.693.000	1	Hose assembly
3	067.700.211	2	Hose clamp S21/9ZY
4	067.690.142	1	Angled hose connector
5	067.860.807	1	Pivoting joint
6	140.696.000	1	Threaded straight joint assembly
7	140.619.000	1	Hose assembly
8	140.618.001	1	Pressure hose assembly
9	090.214.001	1	Hydraulic adjusting pump
10	040.912.155	2	Cheese head screw M12x30 DIN 912
11	090.214.002	1	Pump support
12	140.610.100	1	Coupling
13	046.013.010	6	Washer 13 DIN 125
14	040.212.135	4	Hexagonal head screw M12x25 DIN 933
15	081.501.323	1	Three phase current motor 7,5kW
16	040.212.155	4	Hexagonal head screw M12x30 DIN 933
17	067.420.101	1m	Guttasyn-hose
18	070.560.016	1m	Cable
19	140.692.000	1	Air intake cover assembly
20	066.710.504	4	Rubber-metal buffer
21	044.012.055	4	Threaded pin M12x10 DIN 913
22	040.208.095	3	Hexagonal head screw M8x16 DIN 933
23	040.208.115	1	Hexagonal head screw M8x20 DIN 933
24	061.004.002	1	O-ring OR40,2x3
25	140.628.000	1	Tube assembly
26	140.601.490	1	Support
27	066.710.401	1	Rubber-metal buffer
28	040.904.095	8	Cheese head screw M4x16 DIN 912
29	140.600.240	2	Spacing collar
30	060.503.201	2	Bellows
31	064.420.192	1	Suction hose DN19
32	067.710.321	2	Worm thread clamp
33	140.640.000	1	Tank cpl.
34	140.622.000	1	Tube assembly
35	067.812.201	1	Threaded straight joint
36	067.450.121	1	Low pressure hose
37	140.610.402	1	Dummy cover
38	040.910.095	2	Cheese head screw M10x16 DIN 912
39	061.005.201	1	O-ring OR52,07x2,65
40	090.214.004	1	Gear pump
41	040.210.135	2	Hexagonal head screw M10x25 DIN 933
42	046.010.010	2	Washer 10,5 DIN 125
43	040.208.235	1	Hexagonal head screw M8x50 DIN 933
44	067.710.221	3	Double hose clamp
45	140.601.640	1	Angle for clamp
46	090.290.301	1	Control valve DFR-S074
47	061.008.501	1	O-ring OR85x3



140.610.006

1/1



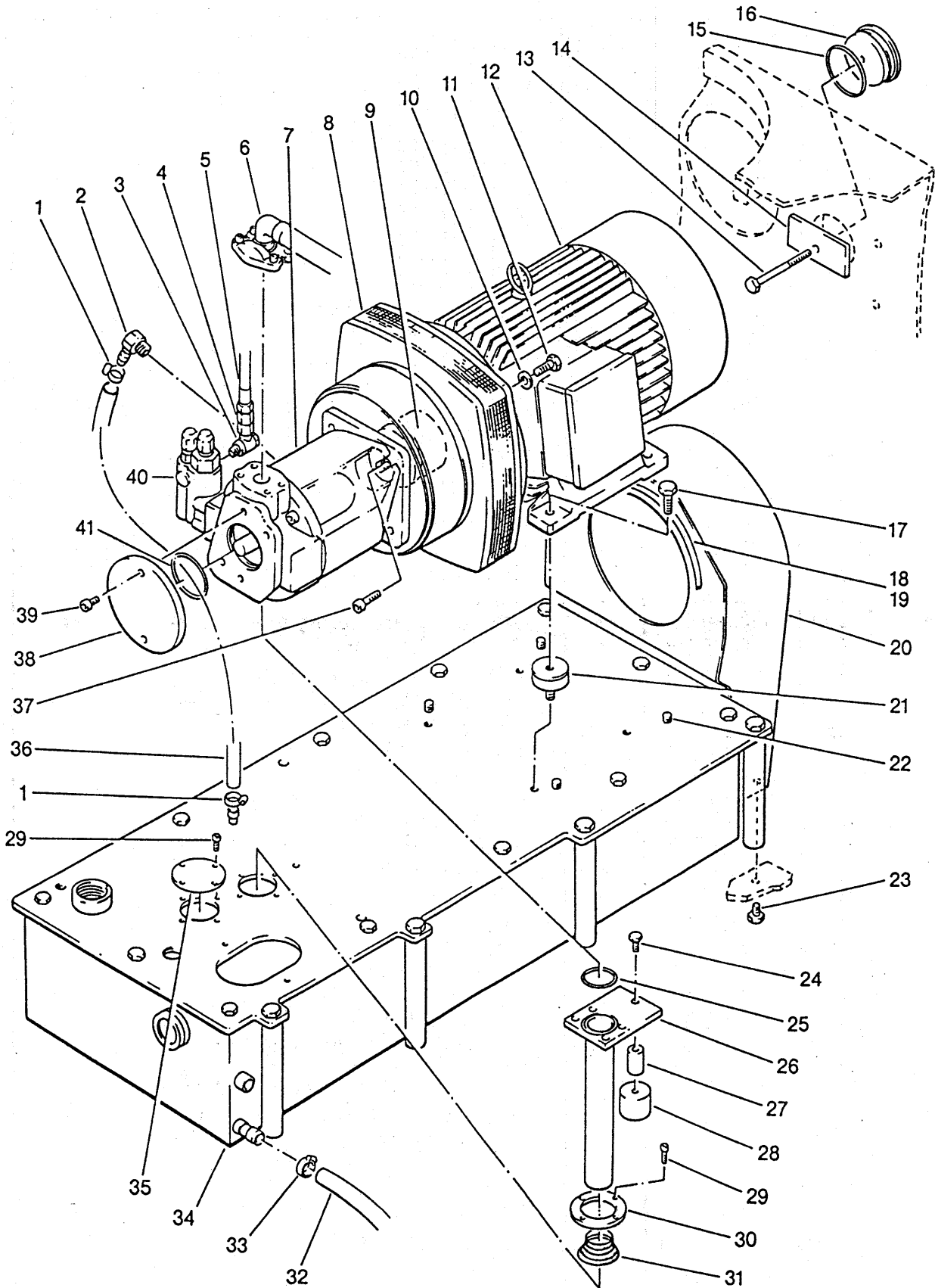
**Pump unit for machine
with linking, without lifter; 60Hz**
140.610.006

Page 1 of 1

Item	Order no.	Quant.	Designation
1	067.871.206	1	Setting angled screw connection
2	140.693.000	1	Hose assembly
3	067.700.211	2	Hose clamp S21/9ZY
4	067.690.142	1	Angled hose connector
5	067.860.807	1	Pivoting joint
6	140.696.000	1	Threaded straight joint assembly
7	140.619.000	1	Hose assembly
8	140.618.001	1	Pressure hose assembly
9	090.214.001	1	Hydraulic adjusting pump
10	040.912.155	2	Cheese head screw M12x30 DIN 912
11	090.214.002	1	Pump support
12	140.610.100	1	Coupling
13	046.013.010	6	Washer 13 DIN 125
14	040.212.135	4	Hexagonal head screw M12x25 DIN 933
15	081.501.323	1	Three phase current motor 7,5kW
16	040.212.155	4	Hexagonal head screw M12x30 DIN 933
17	067.420.101	1m	Guttasyn-hose
18	070.560.016	1m	Cable
19	140.692.000	1	Air intake cover assembly
20	066.710.504	4	Rubber-metal buffer
21	044.012.055	4	Threaded pin M12x10 DIN 913
22	040.208.095	3	Hexagonal head screw M8x16 DIN 933
23	040.208.115	1	Hexagonal head screw M8x20 DIN 933
24	061.004.002	1	O-ring OR40,2x3
25	140.628.000	1	Tube assembly
26	140.601.490	1	Support
27	066.710.401	1	Rubber-metal buffer
28	040.904.095	8	Cheese head screw M4x16 DIN 912
29	140.600.240	2	Spacing collar
30	060.503.201	2	Bellows
31	064.420.192	1	Suction hose DN19
32	067.710.321	2	Worm thread clamp
33	140.640.000	1	Tank cpl.
34	140.626.000	1	Tube assembly
35	067.812.201	1	Threaded straight joint
36	067.450.121	1	Low pressure hose
37	140.610.402	1	Dummy cover
38	040.910.095	2	Cheese head screw M10x16 DIN 912
39	061.005.201	1	O-ring OR52,07x2,65
40	090.214.011	1	Gear pump
41	040.210.135	2	Hexagonal head screw M10x25 DIN 933
42	046.010.010	2	Washer 10,5 DIN 125
43	040.208.235	1	Hexagonal head screw M8x50 DIN 933
44	067.710.221	3	Double hose clamp
45	140.601.640	1	Angle for clamp
46	090.290.301	1	Control valve DFR-S074
47	061.008.501	1	O-ring OR 85x3

140.610.003

1/1



**Pump unit for machine
without lifter, without linking; 50/60Hz**
140.610.003

Page 1 of 1

Item	Order no.	Quant.	Designation
1	067.700.211	2	Hose clamp S21/9ZY
2	067.690.142	1	Angled hose connector
3	067.860.807	1	Pivoting joint
4	140.696.000	1	Threaded straight joint assembly
5	140.619.000	1	Hose assembly
6	140.618.001	1	Pressure hose assembly
7	090.214.001	1	Hydraulic adjusting pump
8	090.214.002	1	Pump support
9	140.610.100	1	Coupling
10	046.013.010	6	Washer 13 DIN 125
11	040.212.135	4	Hexagonal head screw M12x25 DIN 933
12	081.501.323	1	Three phase current motor 7,5kW
13	040.110.335	1	Hexagonal head screw M10x100 DIN 931
14	126.090.150	1	Flat
15	061.005.702	1	O-ring OR57-3
16	140.600.330	1	Seal washer
17	040.212.155	4	Hexagonal head screw M12x30 DIN 933
18	067.420.101	1m	Guttasyn-hose
19	070.560.016	1m	Cable
20	140.692.000	1	Air intake cover assembly
21	066.710.504	4	Rubber-metal buffer
22	044.012.055	4	Threaded pin M12x10 DIN 913
23	040.208.095	3	Hexagonal head screw M8x16 DIN 933
24	040.208.115	1	Hexagonal head screw M8x20 DIN 933
25	061.004.002	1	O-ring OR40,2x3
26	140.628.000	1	Tube assembly
27	140.601.490	1	Support
28	066.710.401	1	Rubber-metal buffer
29	040.904.095	8	Cheese head screw M4x16 DIN 912
30	140.600.240	1	Spacing collar
31	060.503.201	1	Bellows
32	067.420.192	1	Suction hose DN19
33	067.710.321	2	Worm thread clamp
34	140.640.000	1	Tank cpl.
35	140.600.200	1	Seal
36	067.450.121	1	Low pressure hose
37	040.912.155	2	Cheese head screw M12x30 DIN 912
38	090.214.008	1	Cover plate
39	040.910.095	2	Cheese head screw M10x16 DIN 912
40	090.290.301	1	Control valve DFR-S074
41	061.008.501	1	O-ring OR85x3

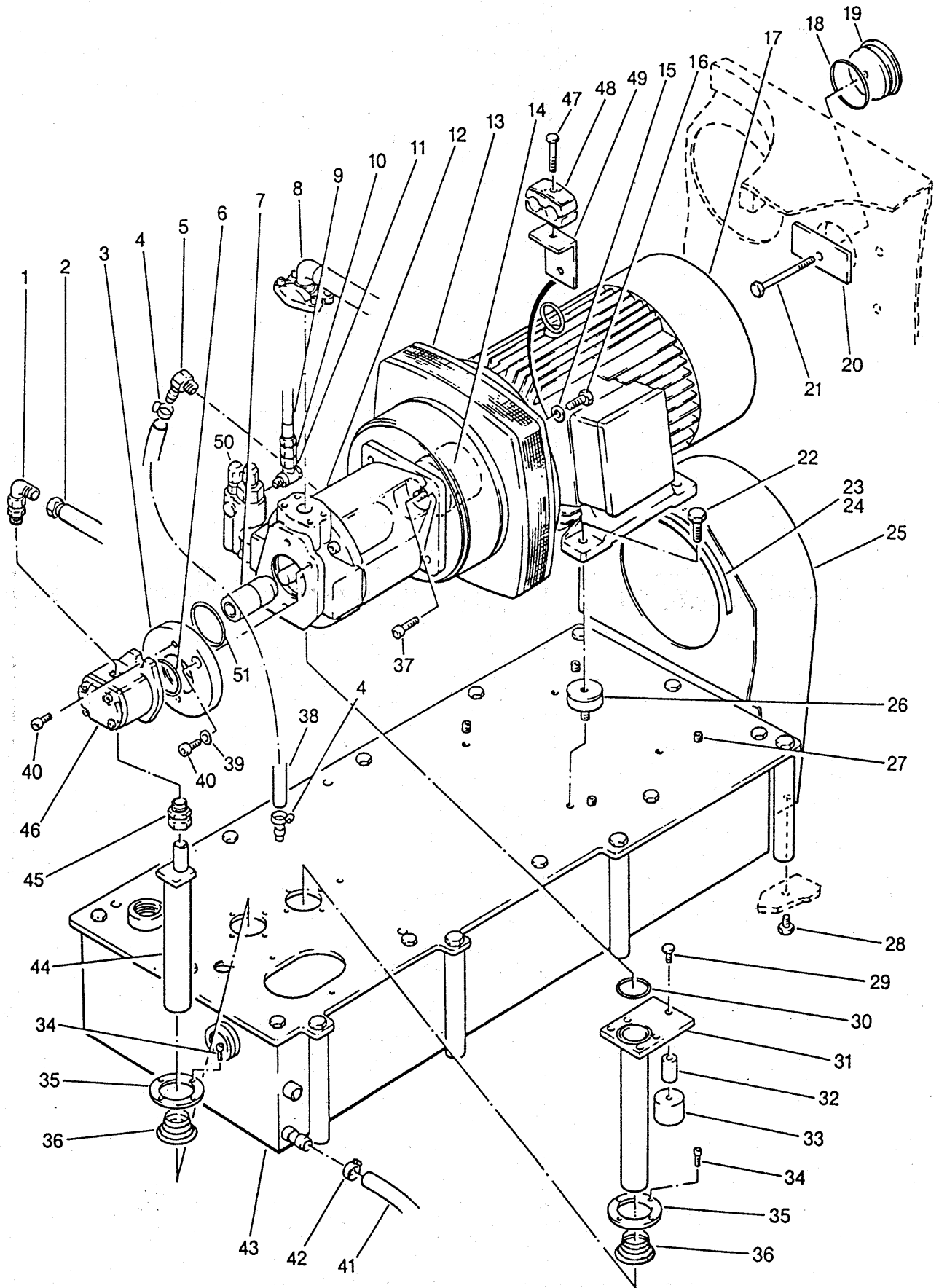
20 a

Robot HP10



140.610.004

1/1



**Pump unit for machine
with lifter, without linking; 50Hz**
140.610.004

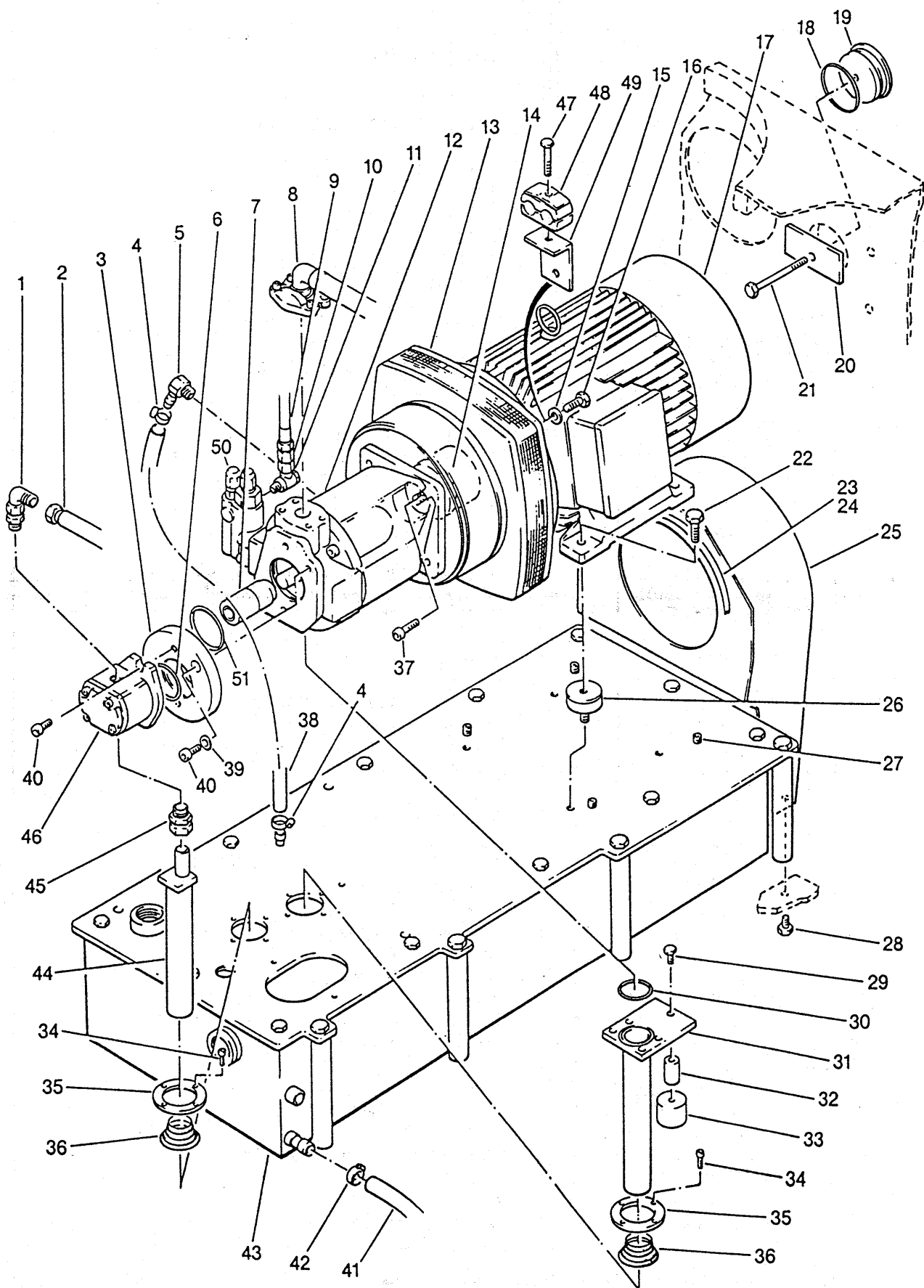
Page 1 of 1

Item	Order no.	Quant.	Designation
1	067.871.205	1	Setting angled screw connection
2	140.694.000	1	Hose assembly
3	140.610.390	1	Intermediate flange
4	067.700.211	2	Hose clamp S21/9ZY
5	067.690.142	1	Angled hose connector
6	061.005.201	1	O-ring OR52,07x2,52
7	140.611.000	1	Coupling sleeve assembly
8	140.618.001	1	Pressure hose assembly
9	140.619.000	1	Hose assembly
10	140.696.000	1	Threaded straight joint assembly
11	067.860.807	1	Pivoting joint
12	090.214.001	1	Hydraulic adjusting pump
13	090.214.002	1	Pump support
14	140.610.100	1	Coupling
15	046.013.010	6	Washer 13 DIN 125
16	040.212.135	4	Hexagonal head screw M12x25 DIN 933
17	081.501.323	1	Three phase current motor 7,5kW
18	061.005.702	1	O-ring OR57-3
19	140.600.330	1	Sealing washer
20	126.090.150	1	Flat
21	040.110.335	1	Hexagonal head screw M10x100 DIN 931
22	040.212.155	4	Hexagonal head screw M12x30 DIN 933
23	067.420.101	1m	Guttasyn hose
24	070.560.016	1m	Cable
25	140.692.000	1	Air intake cover assembly
26	066.710.504	4	Rubber-metal buffer
27	044.012.055	4	Threaded pin M12x10 DIN 913
28	040.208.095	3	Hexagonal head screw M8x16 DIN 933
29	040.208.115	1	Hexagonal head screw M8x20 DIN 933
30	061.004.002	1	O-ring OR40,2x3
31	140.628.000	1	Tube assembly
32	140.601.490	1	Support
33	066.710.401	1	Rubber-metal buffer
34	040.904.095	8	Cheese head screw M4x16 DIN 912
35	140.600.240	2	Spacing collar
36	060.503.201	2	Bellows
37	040.912.155	2	Cheese head screw M12x30 DIN 912
38	067.450.121	1	Low pressure hose
39	046.010.010	2	Washer 10,5 DIN 125
40	040.210.135	4	Cheese head screw M10x25 DIN 912
41	067.420.192	1	Suction hose DN19
42	067.710.321	2	Worm thread clamp
43	140.640.000	1	Tank cpl.
44	140.624.000	1	Tube assembly
45	067.811.802	1	Threaded straight joint
46	090.214.010	1	Gear pump
47	040.208.235	1	Hexagonal head screw M8x50 DIN 933
48	067.710.221	3	Double hose clamp
49	140.601.640	1	Angle for clamp
50	090.290.301	1	Control valve DFR-S074
51	061.008.501	1	O-ring OR85x3



140.610.007

1/1



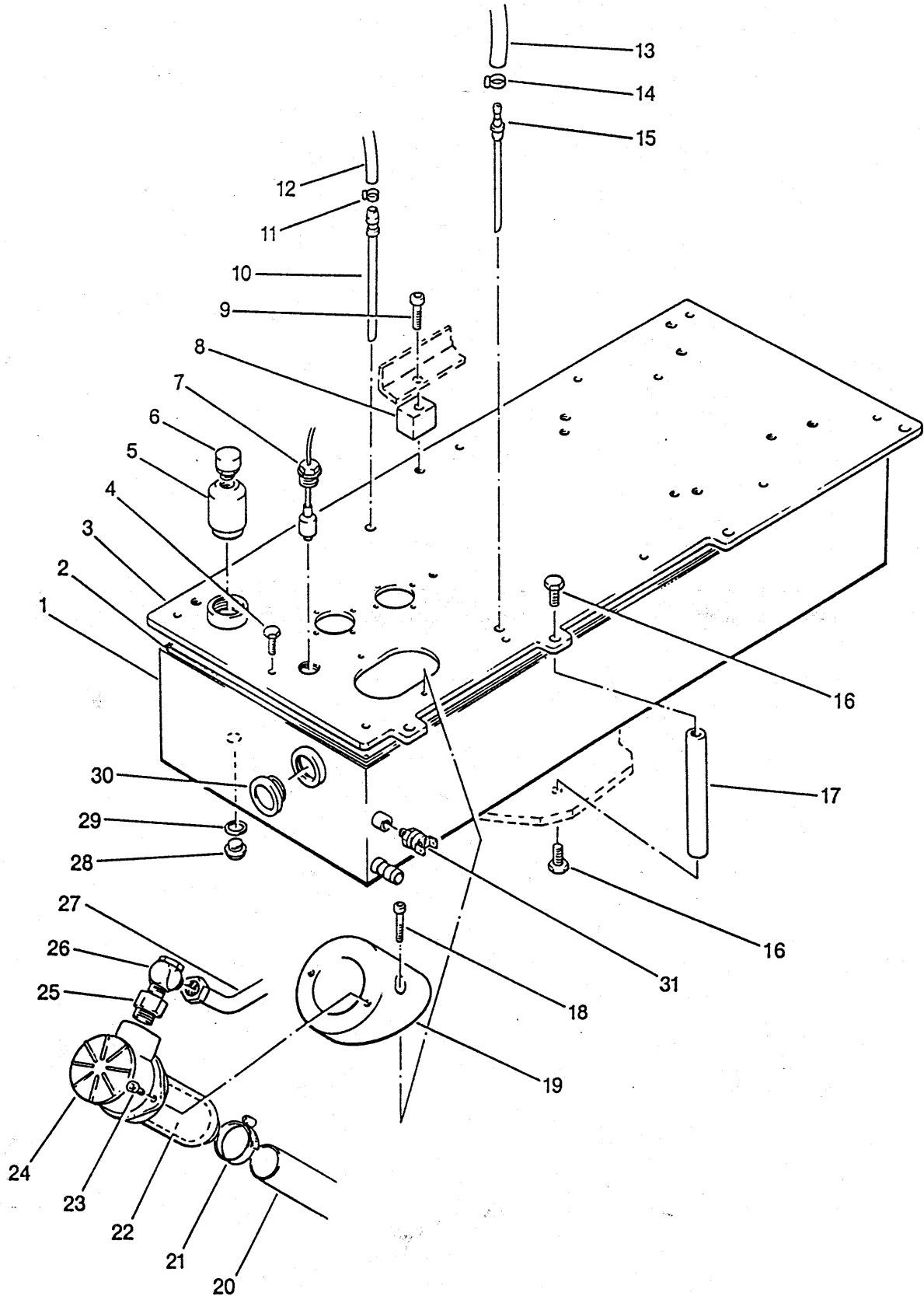
**Pump unit for machine
with lifter, without linking; 60Hz**
140.610.007

Page 1 of 1

Item	Order no.	Quant.	Designation
1	067.871.205	1	Setting angled screw connection
2	140.694.000	1	Hose assembly
3	140.610.390	1	Intermediate flange
4	067.700.211	2	Hose clamp S21/9ZY
5	067.690.142	1	Angled hose connector
6	061.005.201	1	O-ring OR52,07x2,52
7	140.611.000	1	Coupling sleeve assembly
8	140.618.001	1	Pressure hose assembly
9	140.619.000	1	Hose assembly
10	140.696.000	1	Threaded straight joint assembly
11	067.860.807	1	Pivoting joint
12	090.214.001	1	Hydraulic adjusting pump
13	090.214.002	1	Pump support
14	140.610.100	1	Coupling
15	046.013.010	6	Washer 13 DIN 125
16	040.212.135	4	Hexagonal head screw M12x25 DIN 933
17	081.501.323	1	Three phase current motor 7,5kW
18	061.005.702	1	O-ring OR57-3
19	140.600.330	1	Sealing washer
20	126.090.150	1	Flat
21	040.110.335	1	Hexagonal head screw M10x100 DIN 931
22	040.212.155	4	Hexagonal head screw M12x30 DIN 933
23	067.420.101	1m	Guttasyn-hose
24	070.560.016	1m	Cable
25	140.692.000	1	Air intake cover assembly
26	066.710.504	4	Rubber-metal buffer
27	044.012.055	4	Threaded pin M12x10 DIN 913
28	040.208.095	3	Hexagonal head screw M8x16 DIN 933
29	040.208.115	1	Hexagonal head screw M8x20 DIN 933
30	061.004.002	1	O-ring OR40,2x3
31	140.628.000	1	Tube assembly
32	140.601.490	1	Support
33	066.710.401	1	Rubber-metal buffer
34	040.904.095	8	Cheese head screw M4x16 DIN 912
35	140.600.240	2	Spacing collar
36	060.503.201	2	Bellows
37	040.912.155	2	Cheese head screw M12x30 DIN 912
38	067.450.121	1	Low pressure hose
39	046.010.010	2	Washer 10,5 DIN 125
40	040.210.135	4	Cheese head screw M10x25 DIN 912
41	067.420.192	1	Suction hose DN19
42	067.710.321	2	Worm thread clamp
43	140.640.000	1	Tank cpl.
44	140.624.000	1	Tube assembly
45	067.811.802	1	Threaded straight joint
46	090.214.010	1	Gear pump
47	040.208.235	1	Hexagonal head screw M8x50 DIN 933
48	067.710.221	3	Double hose clamp
49	140.601.640	1	Angle for clamp
50	090.290.301	1	Control valve DFR-S074
51	061.008.501	1	O-ring OR85x3

140.640.000

1/1



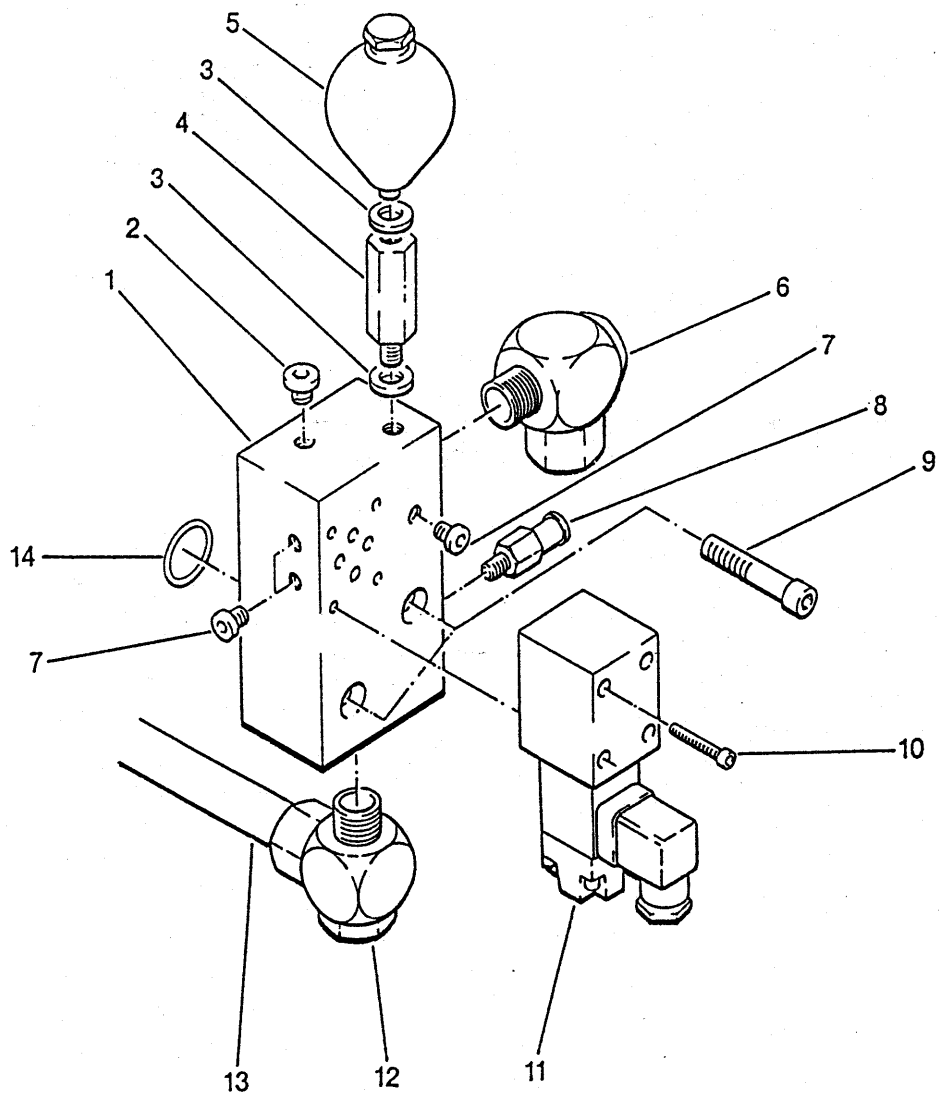
Tank cpl.
140.640.000

Page 1 of 1

Item	Order no.	Quant.	Designation
1	140.641.000	1	Tank assembly
2	061.201.002	2,75m	Foam rubber string with skin
3	140.642.000	1	Cover plate assembly
4	040.208.135	12	Hexagonal head screw M8x25 DIN 933
5	140.640.180	1	Socket
6	096.089.501	1	Air filter
7	071.498.002	-	Level transmitter
8	140.640.300	3	Spacer
9	040.912.235	3	Cheese head screw M12x50 DIN 931
10	140.644.000	1	Tube assembly
11	067.700.141	1	Hose clamp S14/9ZY
12	067.450.062	1	Low-pressure hose
13	067.450.121	1	Low-pressure hose
14	067.700.211	1	Hose clamp S21/9ZY
15	140.643.000	1	Tube assembly
16	040.212.135	8	Hexagon head screw M12x25 DIN 933
17	140.640.220	4	Stud bolt
18	040.908.215	2	Cheese head screw M8x45 DIN 912
19	140.640.040	1	Seating
20	140.640.070	1	Hose DN32
21	067.710.322	1	Worm thread clamp
22	093.990.005	-	Filter cartridge
23	040.908.115	2	Cheese head screw M8x20 DIN 912
24	093.914.002	1	Return filter
25	067.922.502	1	Reducing nipple
26	067.862.202	3	Pivoting joint
27	140.601.460	1	Ermeto-tube
28	043.022.217	1	Plug screw M22x1,5 DIN 910
29	061.502.201	1	Sealing ring C22x27 DIN 7603
30	067.150.321	1	Oil-gauge glass
31	093.014.001	1	Temperature regulator

140.650.000

1/1



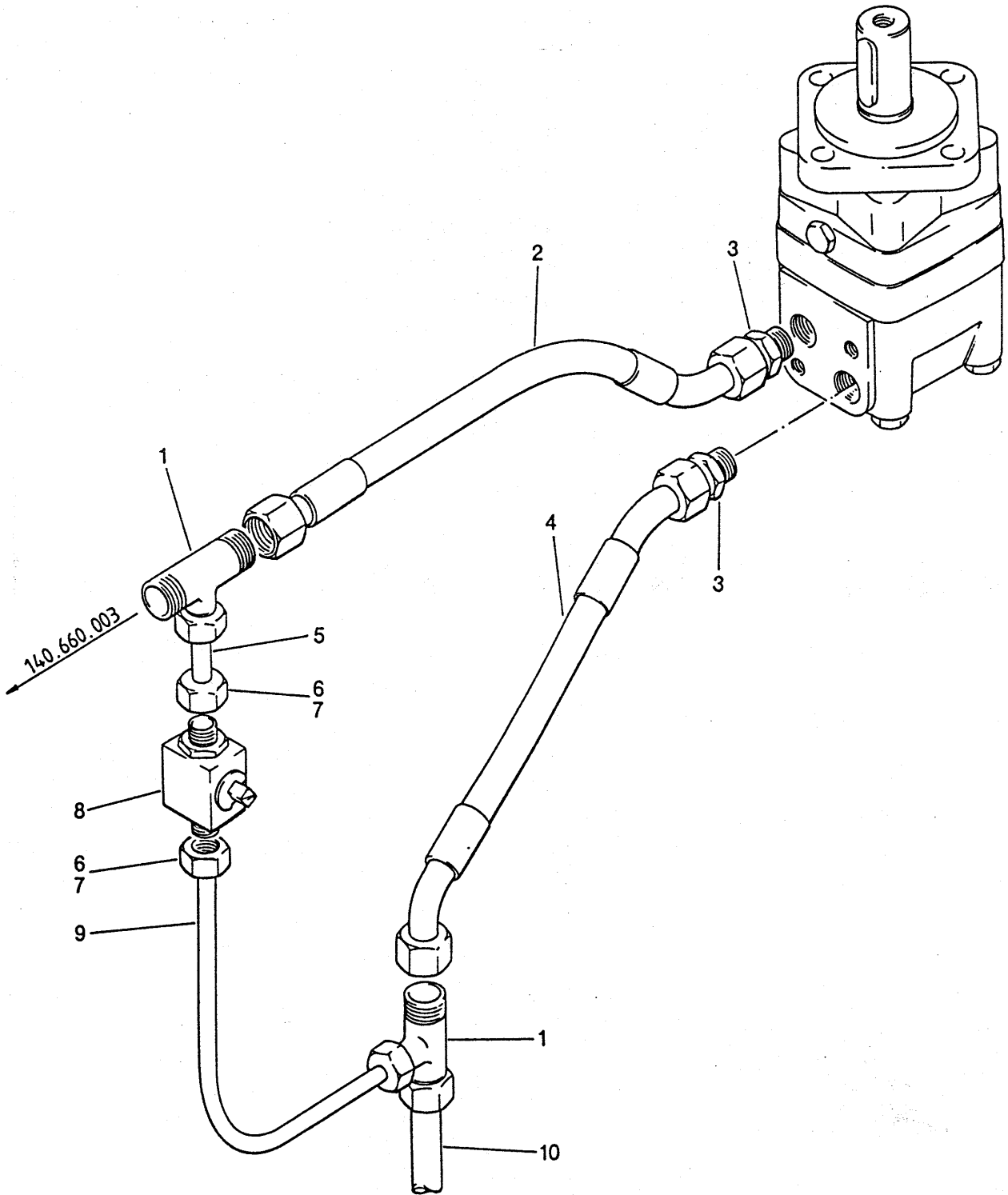
Valve block cpl. for infeed**140.650.000****up to machine no. 140.0333**

Page 1 of 1

Item	Order no.	Quant.	Designation
1	140.650.010	1	Valve block
2	068.050.802	1	Plug screw
3	067.850.801	2	Plastic sealing ring KD1/4
4	140.650.060	1	Spacer bushing
5	093.614.001	1	Diaphragm reservoir
6	067.862.001	1	Pivoting joint
7	068.050.603	3	Plug screw
8	067.930.062	1	Test connector G1/8
9	040.910.247	2	Cheese head screw M10x55 DIN 912
10	040.905.157	4	Cheese head screw M5x30 DIN 912
11	090.514.002	1	4/2 way-valve
12	067.862.202	1	Pivoting joint
13	140.601.570	1	Ermeto-tube
14	061.002.402	2	O-ring OR24-2

140.650.001

1/1



Valve block cpl. for infeed

140.650.001

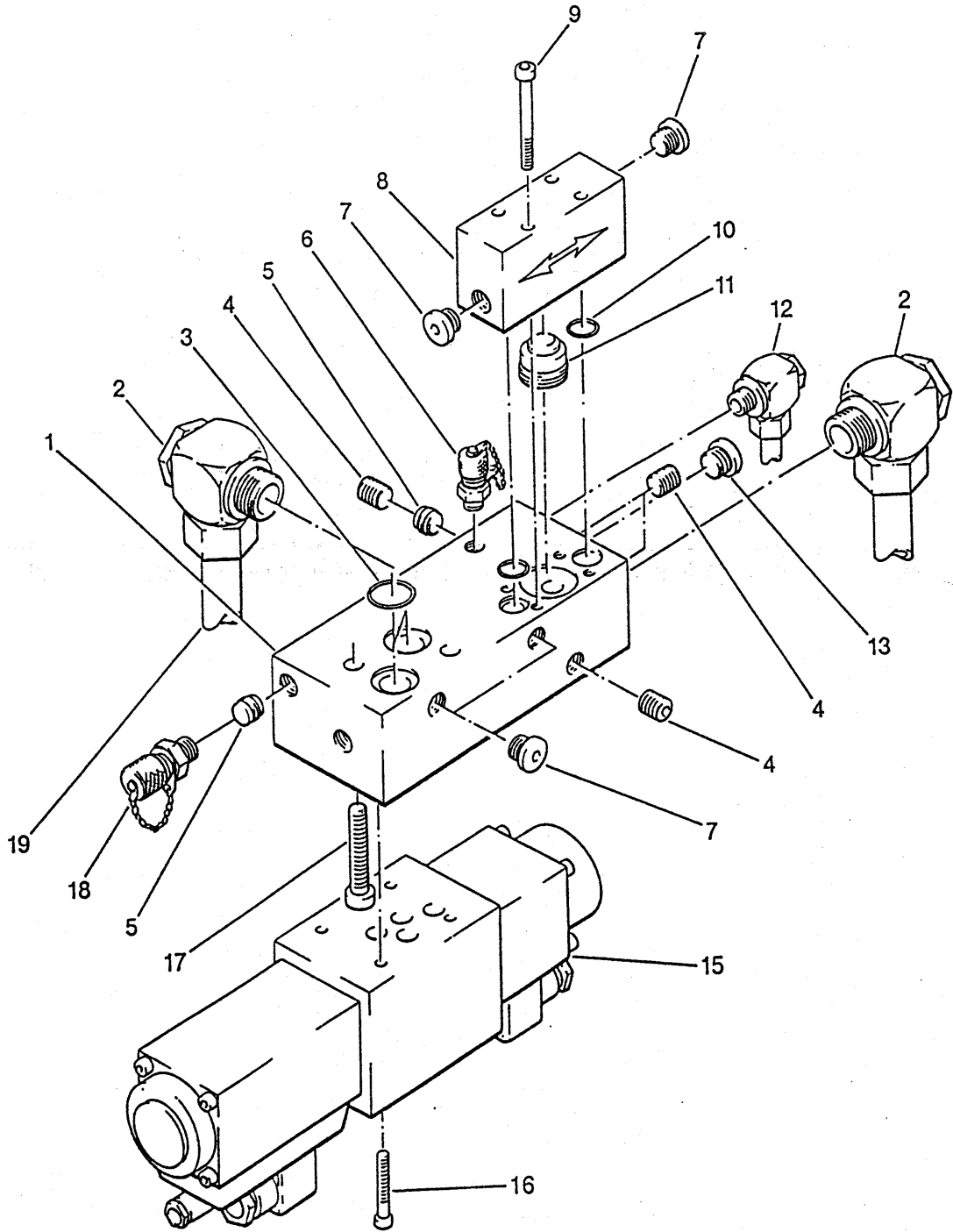
from machine no. 140.0334

Page 1 of 1

Item	Order no.	Quant.	Designation
1	067.820.806	2	T-reducer
2	067.450.163	1	Hydraulic hose
3	067.811.803	2	Threaded straight joint
4	067.450.162	1	Hydraulic hose
5	140.650.091	1	Tube
6	067.801.001	2	Union nut M10-L
7	067.801.002	2	Block cutting ring
8	096.014.005	1	Block ball valve
9	140.650.111	1	Tube
10	140.650.151	1	Tube

140.660.002

1/1



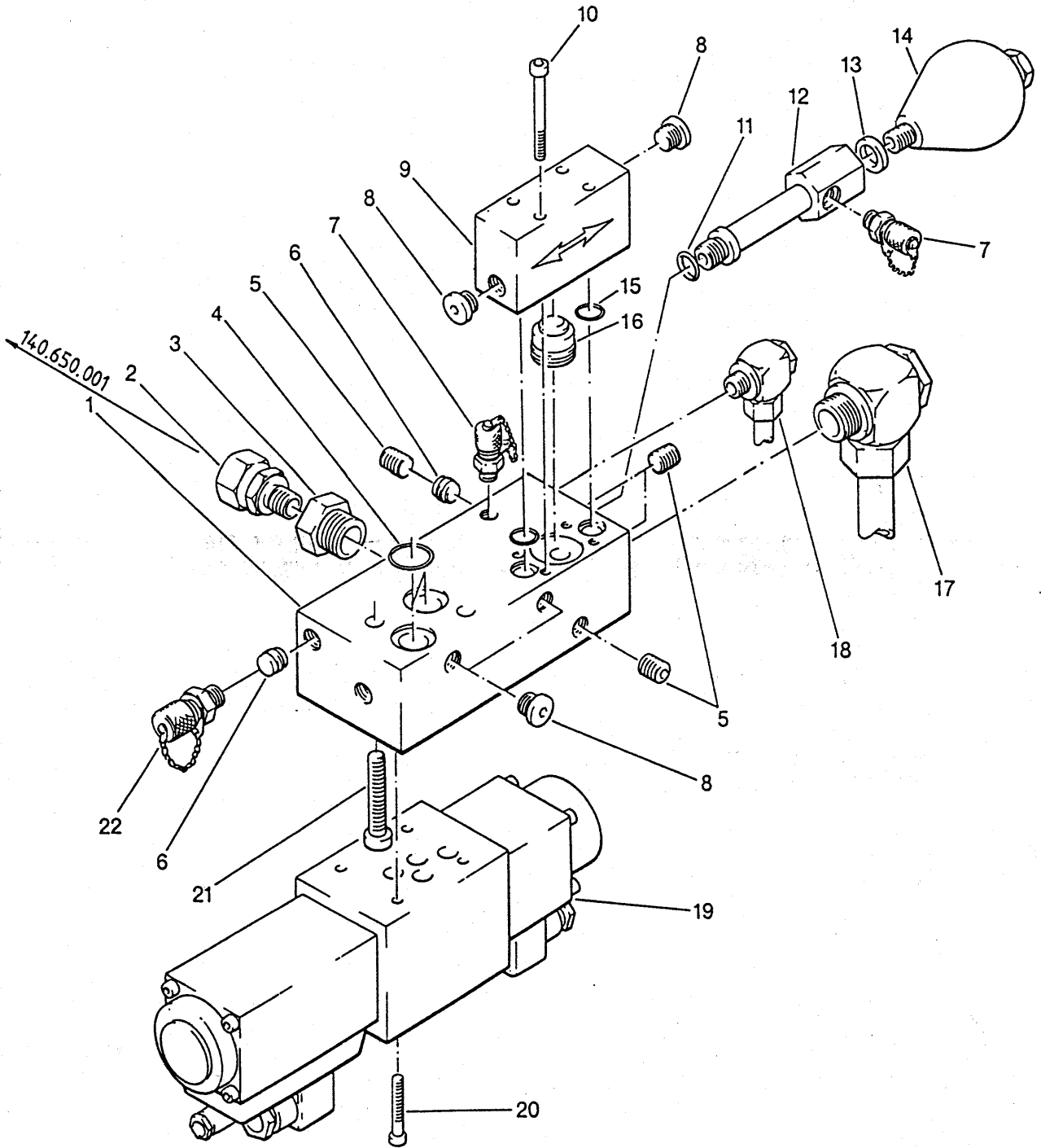
Valve block cpl. for drive of feed worms**140.660.002****up to machine no. 140.0333**

Page 1 of 1

Item	Order no.	Quant.	Designation
1	140.660.012	1	Valve block
2	067.862.001	2	Pivoting joint
3	061.002.402	2	O-ring OR24-2
4	043.013.031	4	Plug screw R1/4"
5	090.514.003	2	HAWE-check valve
6	067.930.062	1	Test connector G1/8
7	068.050.802	4	Plug screw
8	140.660.020	1	Check valve block
9	040.906.250	4	Cheese head screw M6x60 DIN 912
10	061.001.203	2	O-ring OR12-2
11	090.514.006	1	Heck valve
12	067.860.808	1	Pivoting joint
13	068.051.002	1	Plug screw
14	061.002.802	1	O-ring OR28-2
15	090.514.001	1	Proportional-4/3 way-valve NG10
16	040.906.197	4	Cheese head screw M6x40 DIN 912
17	040.910.247	2	Cheese head screw M10x55 DIN 912
18	067.930.083	2	Test connector G1/4
19	140.601.560	1	Ermeto-tube for OMS80
-	140.601.561	-	Ermeto-tube for OMS125

140.660.003

1/1



Valve block cpl. for drive of feed worms

140.660.003

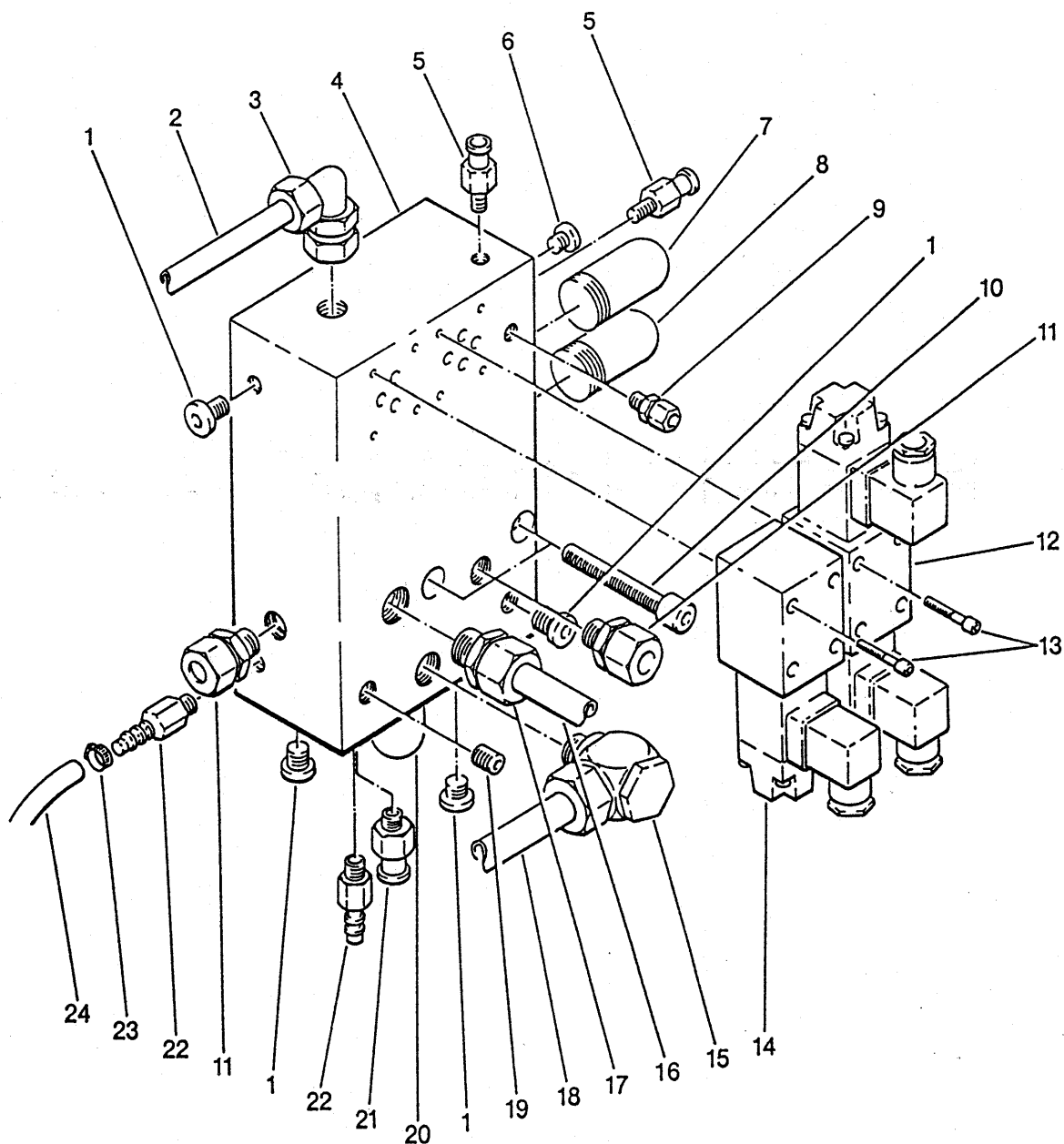
from machine no. 140.0334

Page 1 of 1

Item	Order no.	Quant.	Designation
1	140.660.012	1	Valve block
2	067.881.801	1	Threaded straight joint
3	067.922.002	1	Reducing connecting piece RI 3/4"x1/2"
4	061.002.402	2	O-ring OR24-2
5	043.013.031	4	Plug screw R1/4"
6	090.514.003	2	HAWE-check valve
7	067.930.062	2	Test connector G1/8
8	068.050.802	4	Plug screw
9	140.660.020	1	Check valve block
10	040.906.250	4	Cheese head screw M6x60 DIN 912
11	061.001.503	1	O-ring OR15,6x1,78
12	140.660.310	1	Fitting piece
13	067.850.801	1	Plastic seal
14	093.614.001	1	Diaphragm reservoir
15	061.001.203	2	O-ring OR12-2
16	090.514.006	1	Heck valve
17	067.862.001	1	Pivoting joint
18	067.860.808	1	Pivoting joint
19	090.514.001	1	Proportional-4/3 way-valve NG10
20	040.906.197	4	Cheese head screw M6x40 DIN 912
21	040.910.247	2	Cheese head screw M10x55 DIN 912
22	067.930.083	2	Test connector G1/4

140.680.001

1/1



Valve block cpl. for lifter and linking

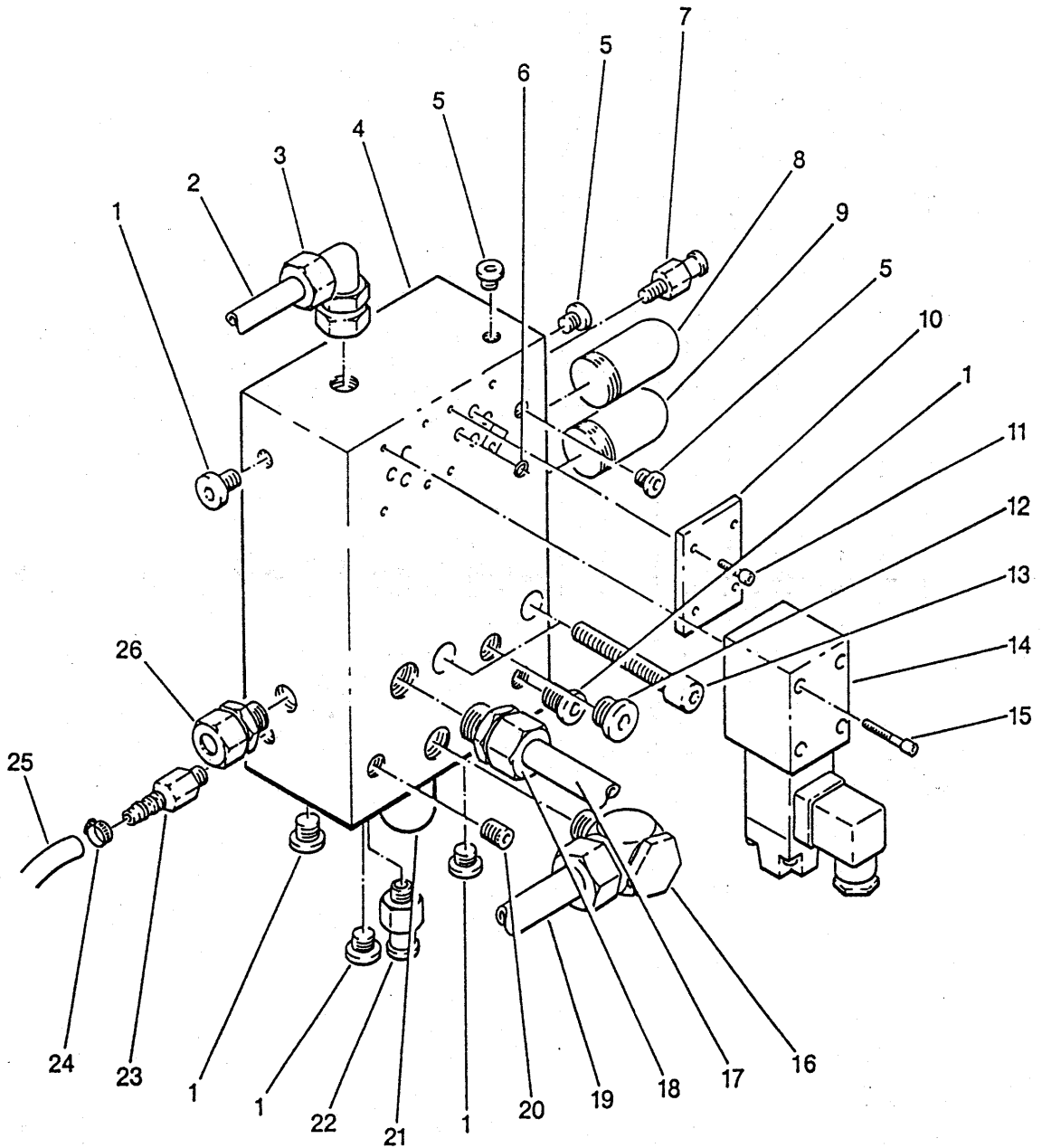
140.680.001

Page 1 of 1

Item	Order no.	Quant.	Designation
1	068.050.802	4	Plug screw
2	140.600.420	1	Ermeto-tube
3	067.871.204	1	Setting angled screw connection
4	140.680.010	1	Valve block
5	067.930.062	2	Test connector G1/8
6	068.050.603	1	Plug screw
7	090.582.308	1	Relief-valve jet
8	090.582.307	1	Relief-valve jet
9	067.810.601	1	Threaded straight joint
10	040.910.297	2	Cheese head screw M10x80 DIN 912
11	067.811.201	2	Threaded straight joint
12	090.514.005	1	4/3 way-valve
13	040.905.157	8	Cheese-head screw M5x30 DIN 912
14	090.514.004	1	Proportional 4/2 way-valve
15	067.861.805	1	Pivoting joint
16	140.600.430	1	Ermeto-tube
17	067.811.501	1	Threaded straight joint
18	140.600.310	1	Ermeto-tube
19	043.013.031	1	Plug screw R1/4" DIN 906
20	090.582.309	1	Relief-valve jet
21	067.930.083	1	Test connector G1/4
22	067.690.061	2	Hose socket
23	067.700.121	2	Hose clamp S12/9ZY
24	067.450.062	1	Low pressure hose

140.680.002

1/1



Valve block cpl. for linking
(machine without lifter)

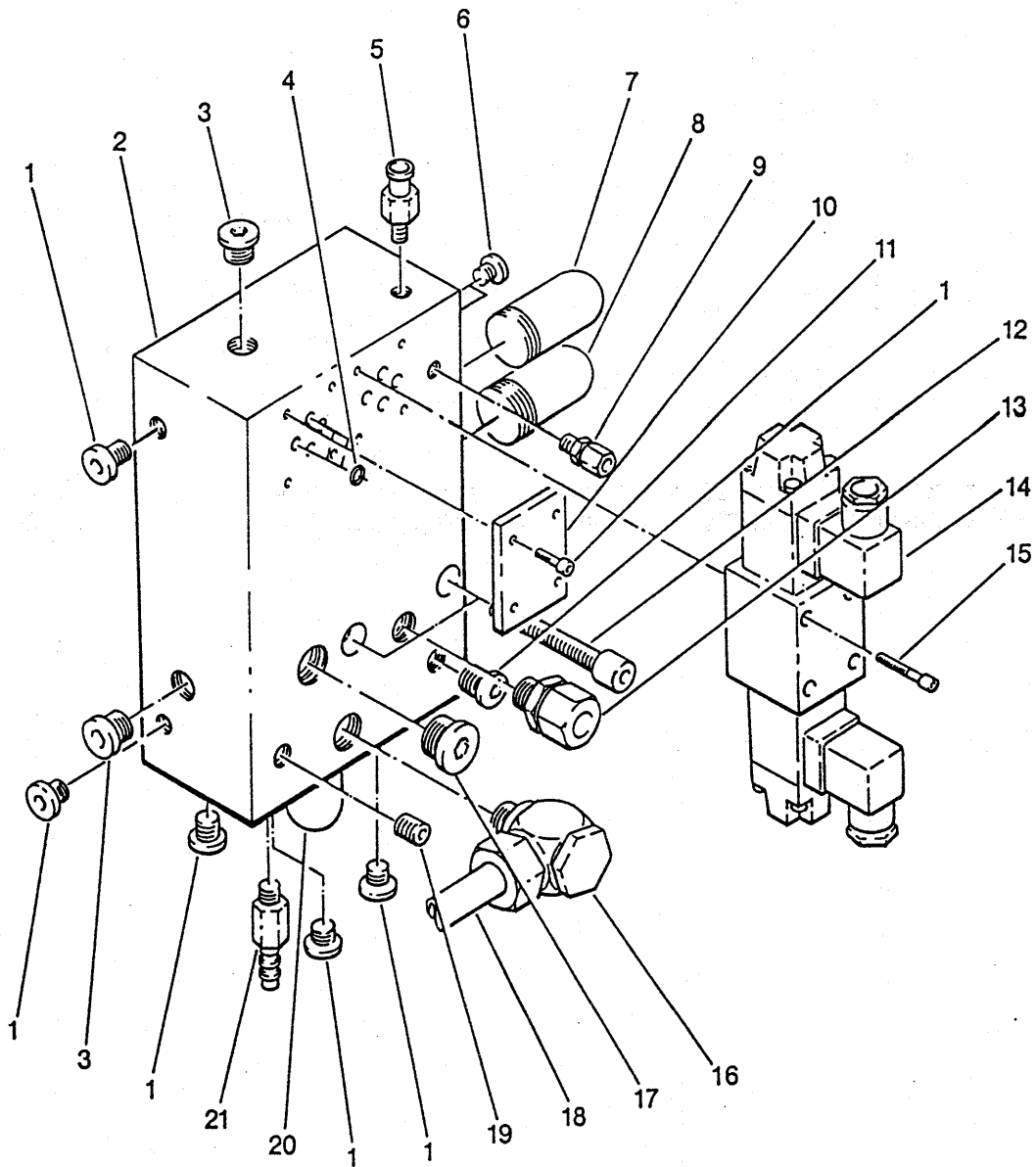
140.680.002

Page 1 of 1

Item	Order no.	Quant.	Designation
1	068.050.802	5	Plug screw
2	140.600.420	1	Ermeto-tube
3	067.871.204	1	Setting angled screw connection
4	140.680.010	1	Valve block
5	068.050.603	3	Plug screw
6	061.001.003	4	O-ring OR10x1,5
7	067.930.062	1	Test connector G1/8
8	090.582.308	1	Relief-valve jet
9	090.582.307	1	Relief-valve jet
10	140.680.230	1	Cover plate
11	040.905.090	4	Cheese head screw M5x16 DIN 912
12	068.051.002	1	Plug screw
13	040.910.297	2	Cheese head screw M10x80 DIN 912
14	090.514.004	1	Proportional 4/2 way-valve
15	040.905.157	4	Cheese head screw M5x30 DIN 912
16	067.861.805	1	Pivoting joint
17	140.600.430	1	Ermeto-tube
18	067.811.501	1	Threaded straight joint
19	140.600.310	1	Ermeto-tube
20	043.013.031	1	Plug screw R1/4" DIN 906
21	090.582.309	1	Relief-valve jet
22	067.930.083	1	Test connector G1/4
23	067.690.061	1	Hose socket
24	067.700.121	1	Hose clamp S12/9ZY
25	067.450.062	1	Low pressure hose
26	067.811.201	1	Threaded straight joint

140.680.004

1/1



Valve block cpl. for lifter
(machine without linking)

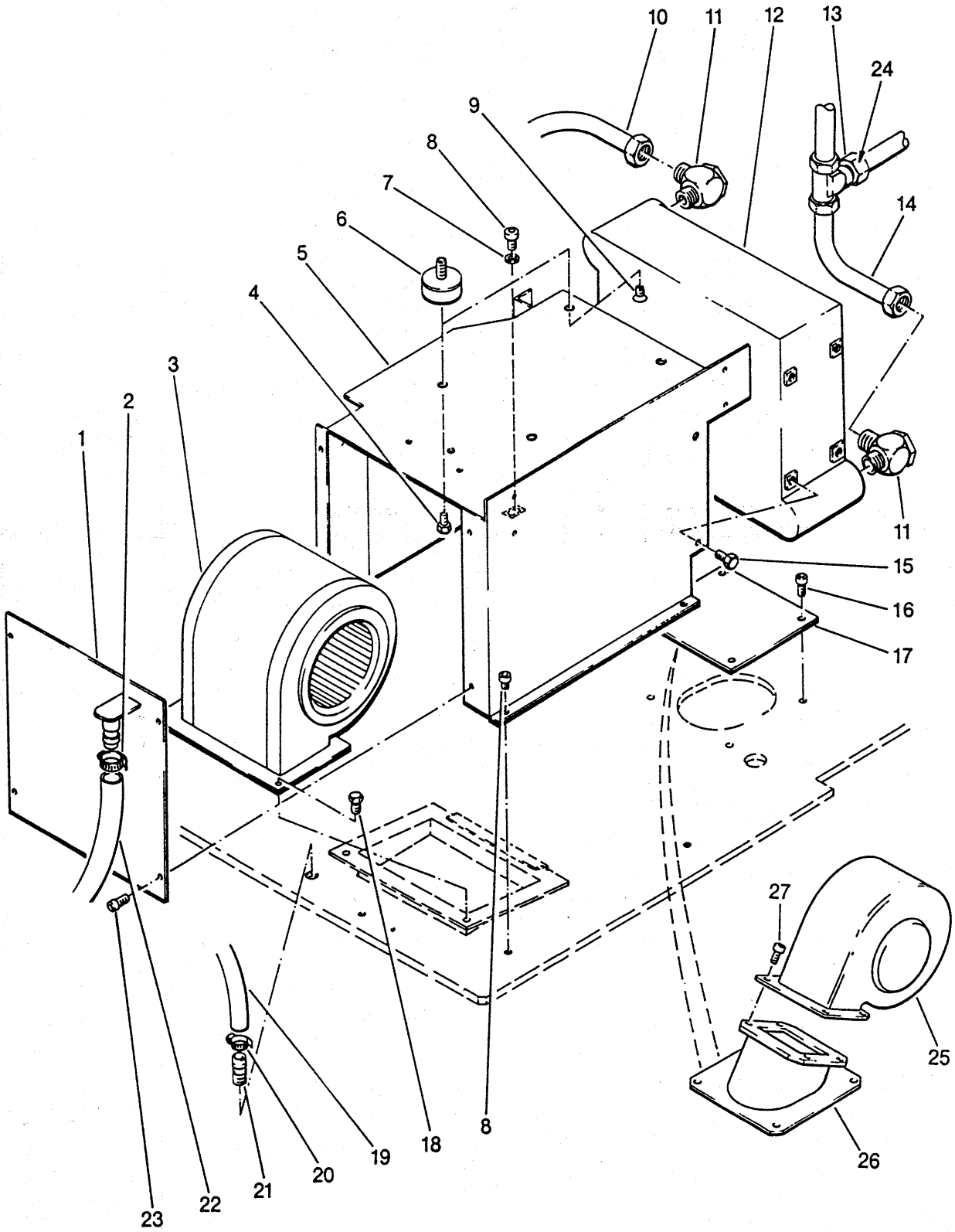
140.680.004

Page 1 of 1

Item	Order no.	Quant.	Designation
1	068.050.802	6	Plug screw
2	140.680.010	1	Valve block
3	068.051.002	1	Plug screw
4	061.001.003	4	O-ring OR10x1,5
5	067.930.062	1	Test connector G1/8
6	068.050.603	2	Plug screw
7	090.582.308	1	Relief-valve jet
8	090.582.307	1	Relief-valve jet
9	067.810.601	1	Threaded straight joint
10	140.680.230	1	Cover plate
11	040.905.090	4	Cheese head screw M5x16 DIN 912
12	040.910.297	2	Cheese head screw M10x80 DIN 912
13	067.811.201	1	Threaded straight joint
14	090.514.005	1	4/3 way-valve
15	040.905.157	4	Cheese head screw M5x30 DIN 912
16	067.861.805	1	Pivoting joint
17	068.051.501	1	Plug screw
18	140.600.310	1	Ermeto-tube
19	043.013.031	1	Plug screw R1/4" DIN 906
20	090.582.309	1	Relief-valve jet
21	067.690.061	1	Hose socket

140.691.000

1/1

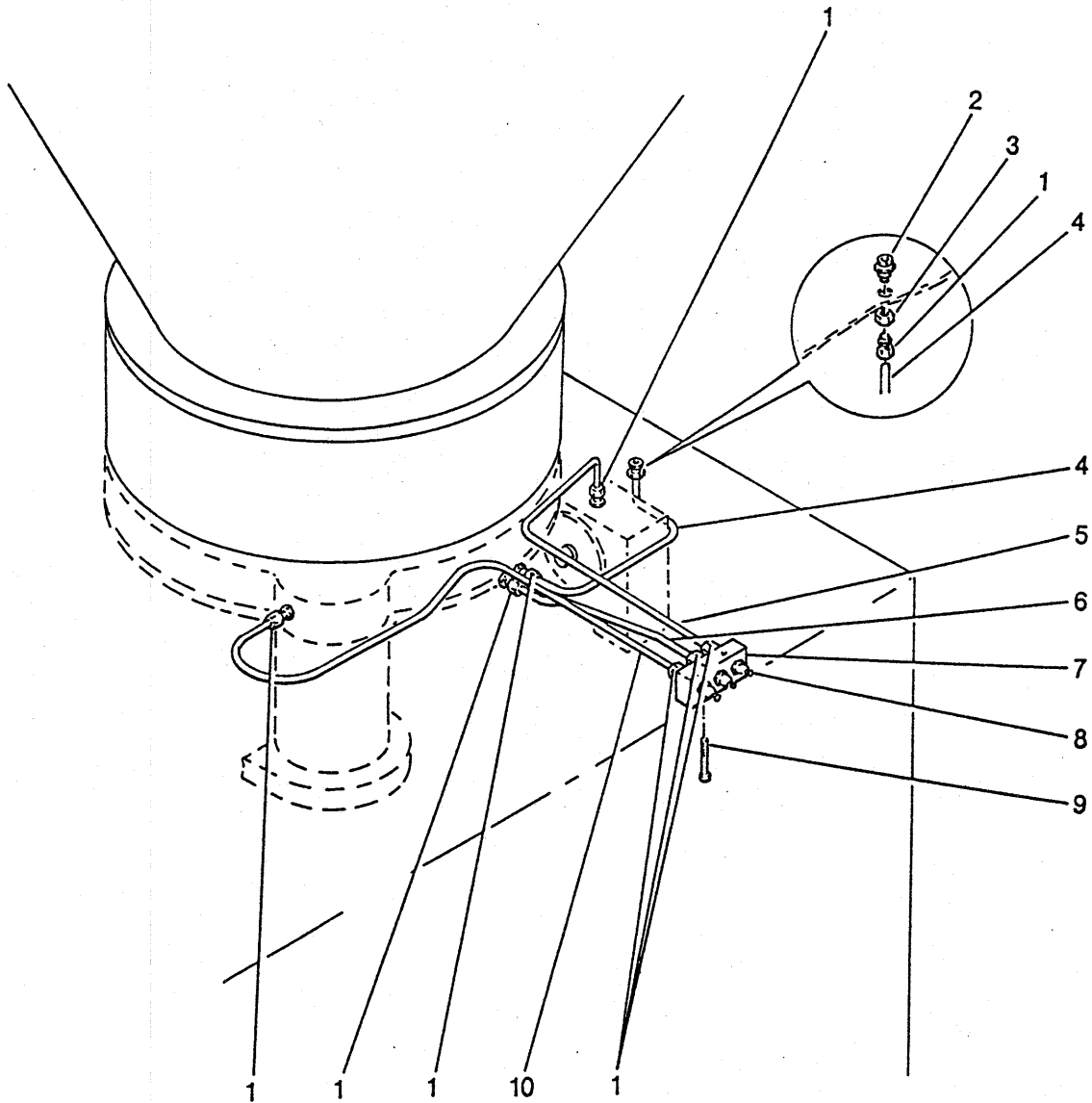


Cooler blower guard

140.691.000

Page 1 of 1

Item	Order no.	Quant.	Designation	
1	140.699.000	1	Front plate assembly	
2	067.710.321	2	Worm thread clamp SGL25-38	
3	093.314.001	1	Radial blower	
4	040.210.065	2	Cheese head screw M10x12 DIN 933	
5	140.691.000	1	Cooler blower guard assembly	
6	066.710.504	4	Rubber-metal buffer	
7	046.008.010	2	Washer 8,4 DIN 125	
8	040.908.065	4	Cheese head screw M8x12 DIN 912	
9	041.110.065	2	Countersunk screw M10x12 DIN 7991	
10	140.601.460	1	Ermeto-tube	
11	067.862.202	2	Pivoting joint	
12	093.914.001	1	Oil-air cooler block	
13	067.922.201	1	T-reducer	
14	140.601.500	1	Ermeto-tube	
15	040.208.065	4	Hexagonal head screw M8x12 DIN 933	
16	040.906.055	4	Cheese head screw M6x10 DIN 912	
17	140.100.550	1	Cover	
18	040.905.055	2	Cheese head screw M5x10 DIN 912	
19	067.420.101	1	Guttasyn-hose 10x2	
20	067.700.141	1	Hose clamp S14/9ZY	
21	112.400.360	1	Tube double nipple	
22	067.420.192	1	Suction hose DN19	
23	040.906.045	4	Cheese-head screw M6x8 DIN 912	
24	068.051.802	(1)	Plug (only for machine without lifter and without linking)	
25	093.312.901	1	Radial fan	additional fan as required
26	141.695.000	1	Fan support assembly	
27	040.906.055	4	Cylindrical screw M6x10 DIN 912 V2a	



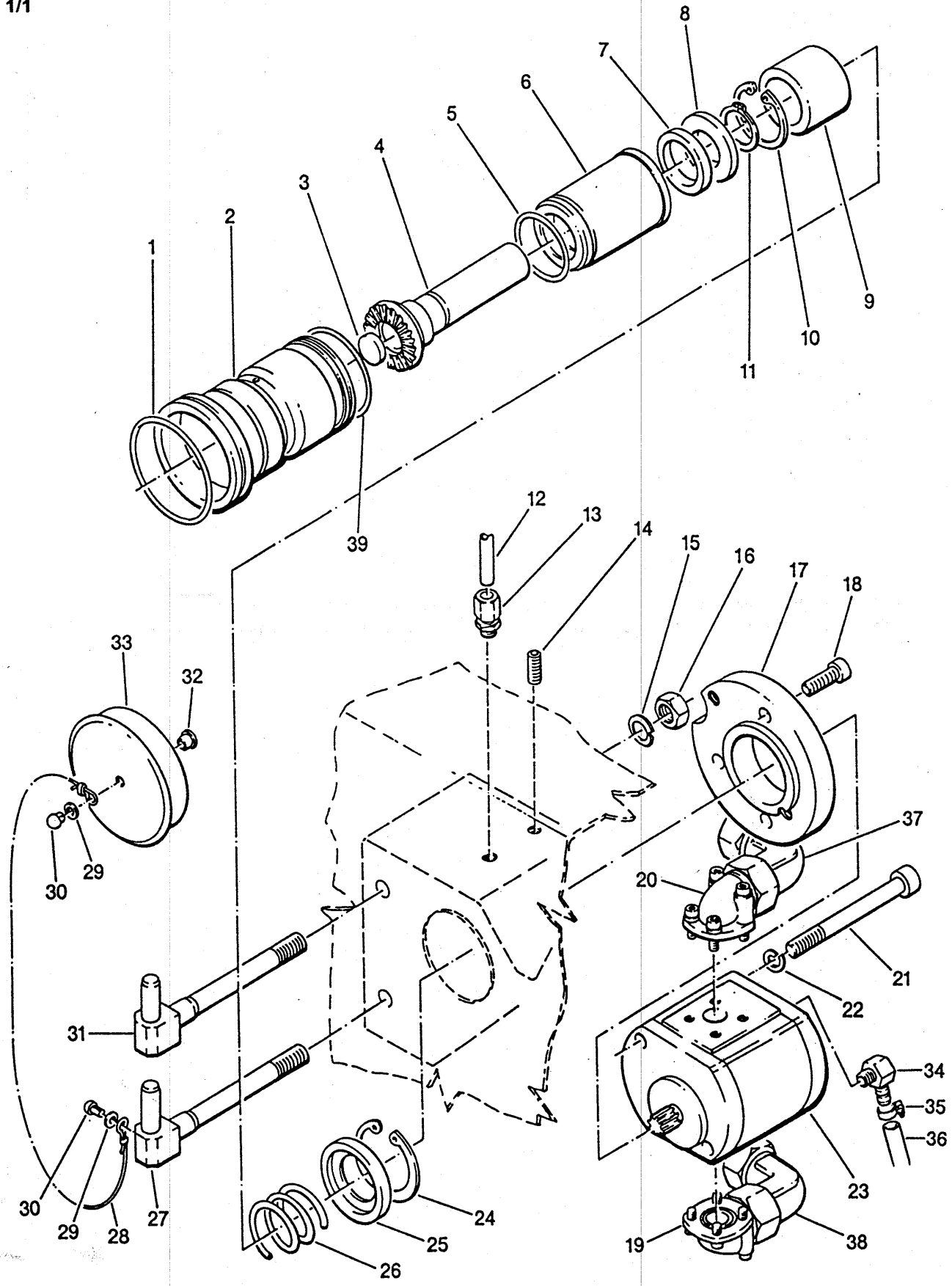
Lubrication device

Page 1 of 1

Item	Order no.	Quant.	Designation
1	067.810.609	8	Threaded straight joint
2	067.200.105	1	Flat greaser M10x1 DIN 3404
3	140.200.410	1	Connector
4	140.200.390	1	Tube
5	140.750.310	1	Tube
6	140.100.330	1	Tube
7	140.100.461	1	Block for central lubrication
8	067.200.102	3	Greaser BM10x1 DIN 71412
9	040.904.095	2	Cheese head screw M4x16 DIN 912
10	140.100.340	1	Tube

140.750.000

1/1



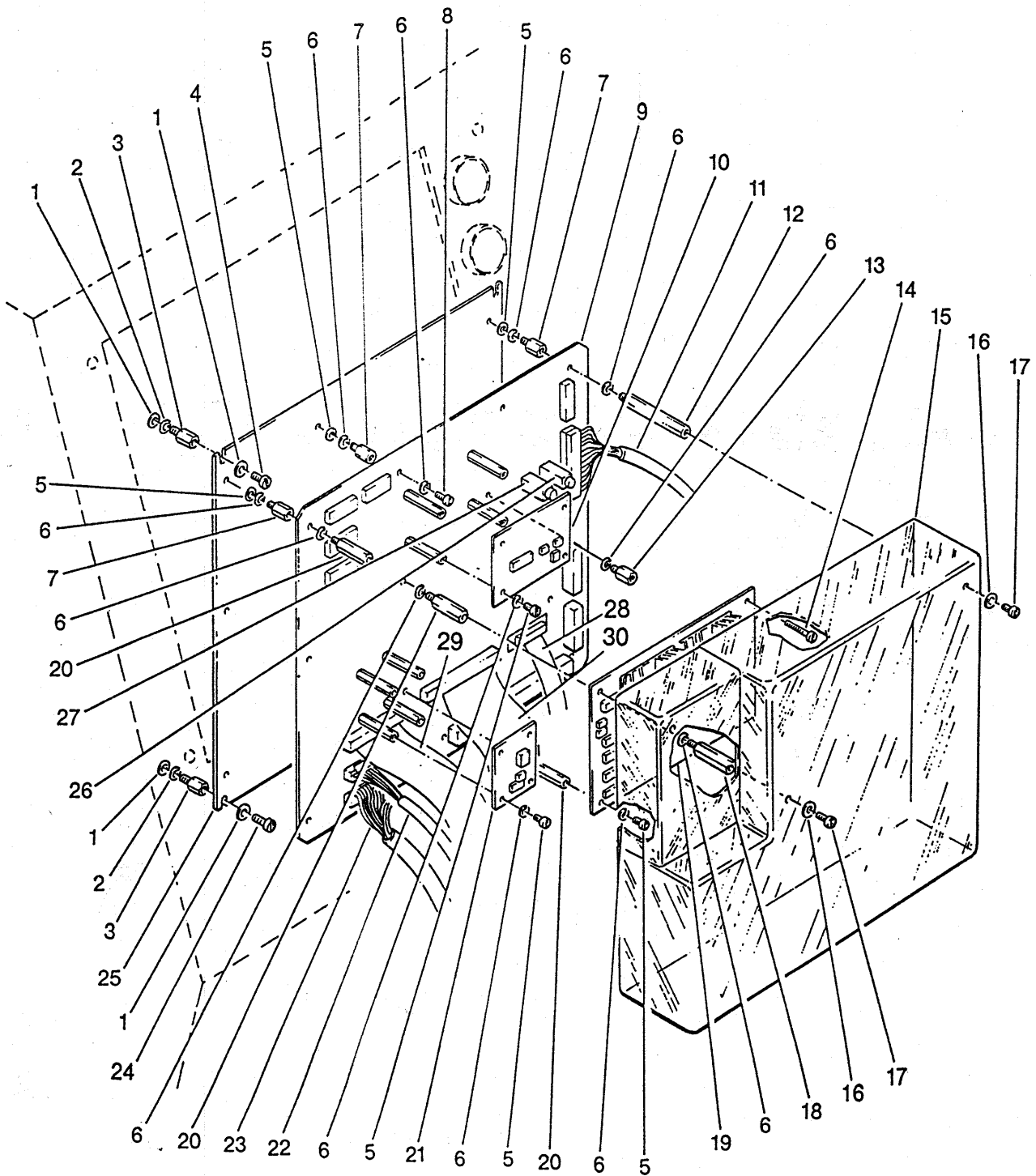
Linking drive cpl.
140.750.000

Page 1 of 1

Item	Order no.	Quant.	Designation
1	061.006.303	1	O-ring OR63,09x3,53
2	141.750.130	1	Bushing
3	060.302.001	1	Cover
4	140.750.150	1	Drive sleeve
5	061.004.602	1	O-ring OR46,2x3
6	140.750.090	1	Shoulder bushing
7	061.103.005	1	Sealing ring
8	063.060.055	1	Grooved ball bearing 6005-2RS1
9	140.750.110	1	Ring
10	049.320.475	1	Circlip J47x1,75 DIN 472
11	049.310.255	1	Circlip A25x1,2 DIN 471
12	140.750.310	1	Tube
13	067.810.609	2	Threaded straight joint
14	044.108.115	1	Threaded pin M8x20 DIN 914
15	046.512.011	2	Spring washer A12 DIN 127
16	045.012.065	2	Hexagonal nut M12 DIN 934
17	140.750.030	1	Flange
18	040.908.130	3	Cheese head screw M8x25 DIN 912
19	068.011.501	1	Connector
20	068.011.201	1	Connector
21	040.910.337	2	Cheese-head screw M10x100 DIN 912
22	046.510.010	2	Spring washer A10 DIN 127
23	090.314.003	1	Fluid motor
24	049.320.560	1	Circlip J56x2 DIN 472
25	140.750.050	1	Ring
26	090.714.008	1	Pressure spring
27	140.752.000	1	Locating screw assembly
28	140.750.230	1	Holder cable
29	046.006.010	2	Washer A6,4 DIN 125
30	048.306.065	2	Round-head notched nail 6x10 DIN 1476
31	140.751.000	1	Locating screw assembly
32	140.750.210	1	Sleeve
33	140.750.190	1	Cap
34	067.690.071	1	Elbow connector
35	067.700.121	2	Hose clamp S12/9ZY
36	067.450.062	1	Low pressure hose
37	067.871.204	1	Angled screw connection
38	067.871.502	1	Angled screw connection
39	061.005.702	1	O-ring OR57-3

871.370.001

1/1



Power electronics cpl.

871.370.001

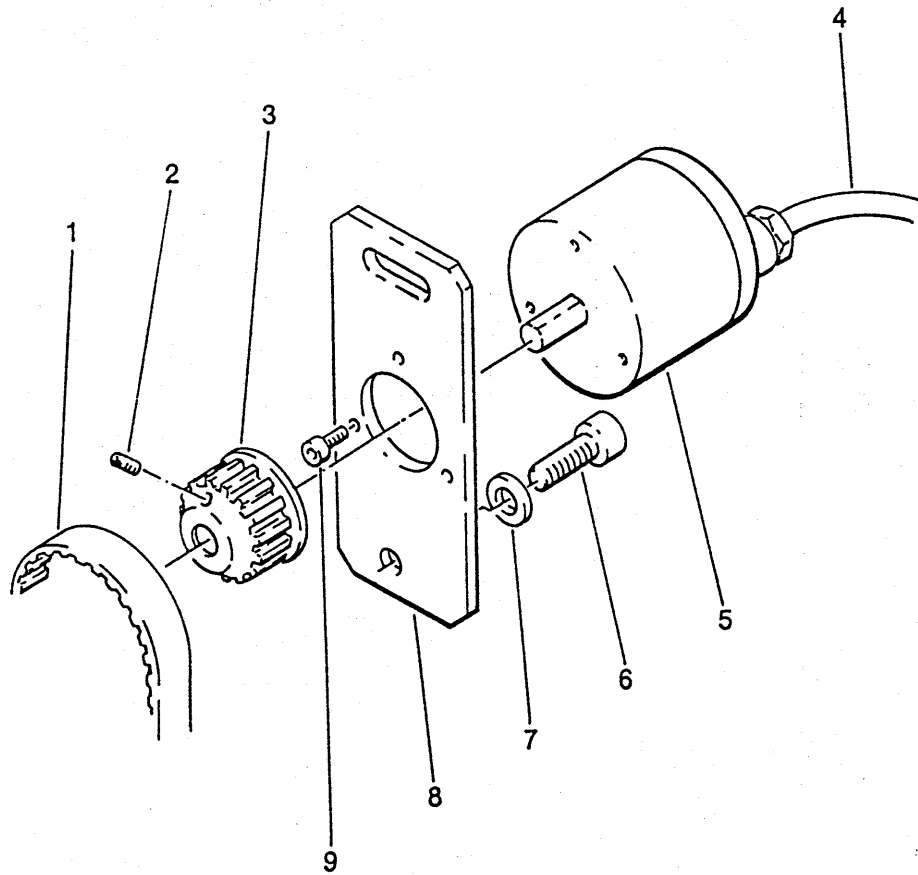
Page 1 of 1

Item	Order no.	Quant.	Designation
1	046.004.010	6	Washer 4,3 DIN 125
2	046.504.035	4	Spring washer A4 DIN 128
3	070.922.007	4	Spacing bolt M4x10
4	041.604.045	2	Cheese-head screw M4x8 DIN 84
5	046.003.020	26	Washer B3,2
6	046.503.015	26	Spring washer B3
7	070.922.002	12	Spacing bolt M3x5
8	041.603.025	20	Cheese-head screw M3x5
9	871.371.004	1	Printed circuit board power electronics
10	* 871.372.001	1	Pressure test amplifier
11	140.870.901	1	Cable X11 connecting block
12	070.922.031	1	Spacing bolt M3x60
13	070.922.028	1	Spacing bolt M3x10
14	041.602.135	2	Screw M2,5x25
15	871.370.701	1	Cover for power electronics
16	046.103.015	3	Washer B3,2 DIN 9021
17	041.603.047	3	Screw M3x8
18	070.922.019	1	Spacing bolt M3x30
19	871.410.001	1	Proportional valve fader
20	070.922.030	3	Spacing bolt M3x28
21	871.460.xxx	1	Code printed circuit board
-	871.460.101	-	Code printed circuit board, 80 cm ³ fluid motor
-	871.460.102	-	Code printed circuit board, 125 cm ³ fluid motor
-	871.460.103	-	Code printed circuit board, 160 cm ³ fluid motor
22	140.870.202	1	Cable X2 connecting block
23	140.870.102	1	Cable X1 connecting block
24	041.604.065	2	Cheese-head screw M4x12
25	871.374.101	1	Mounting plate for power electronics
26	074.187.014	1	Fuse F50: F3,15A
27	074.187.015	1	Fuse F51: FF3,15A
28	140.820.101	1	Cable X8
29	140.820.201	1	Cable X4
30	140.820.301	1	Cable X10

* only for machines with pressure regulation 876

140.821.001

1/1



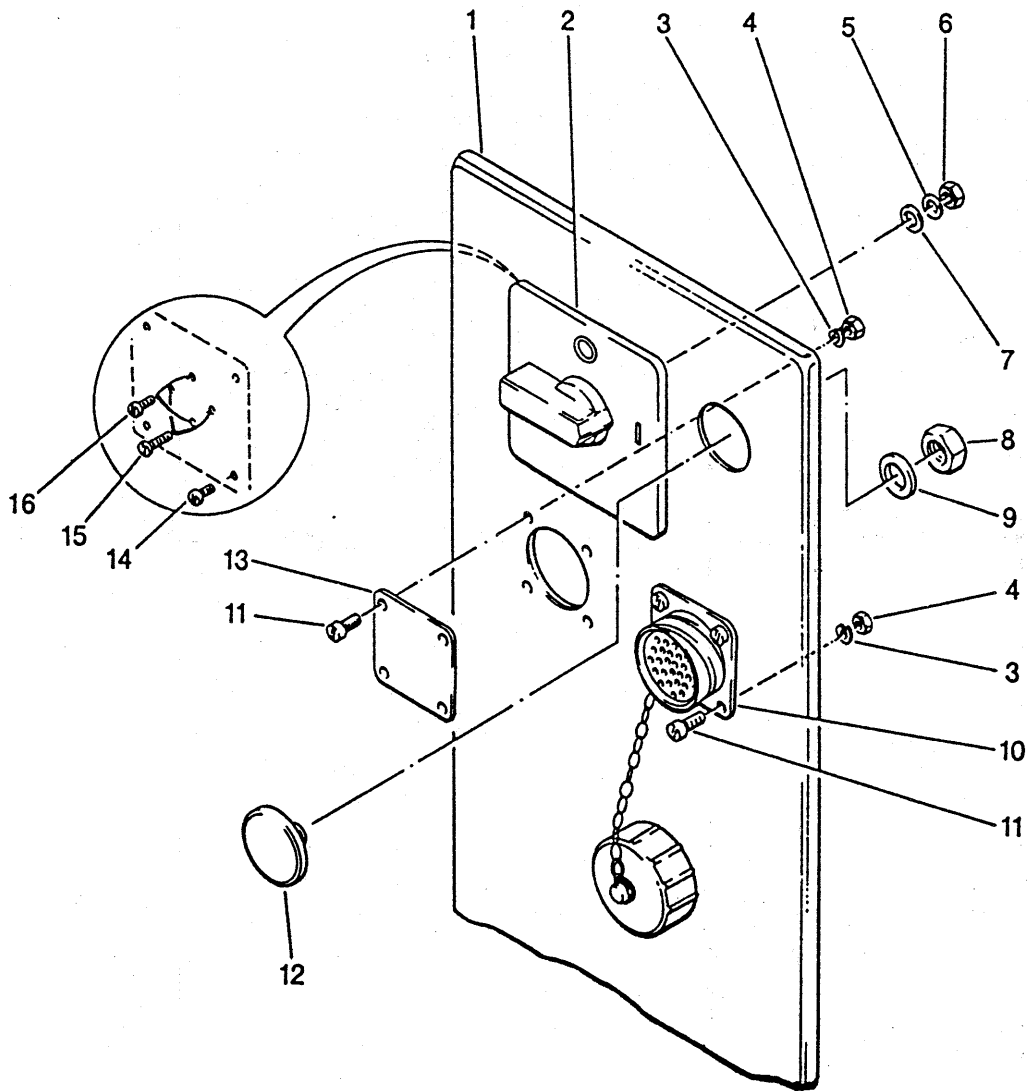
Impulse transmitter cpl.**140.821.001**

Page 1 of 1

Item	Order no.	Quant.	Designation
1	066.403.551	1	Syncroflex-tooth belt, prestressing 10N
2	044.104.055	1	Threaded pin M4x8 DIN 914
3	140.821.201	1	Syncroflex-tooth wheel
4	140.821.101	1	Cable impulse transmitter
5	072.500.005	1	Impulse transmitter
6	040.908.115	2	Cheese head screw M8x20 DIN 914
7	046.008.010	2	Washer 8,4 DIN 125
8	140.821.301	1	Mounting for impulse transmitter
9	040.903.045	3	Cheese-head screw M3x8 DIN 912

140.830.001

1/1



Cover of socket cpl.

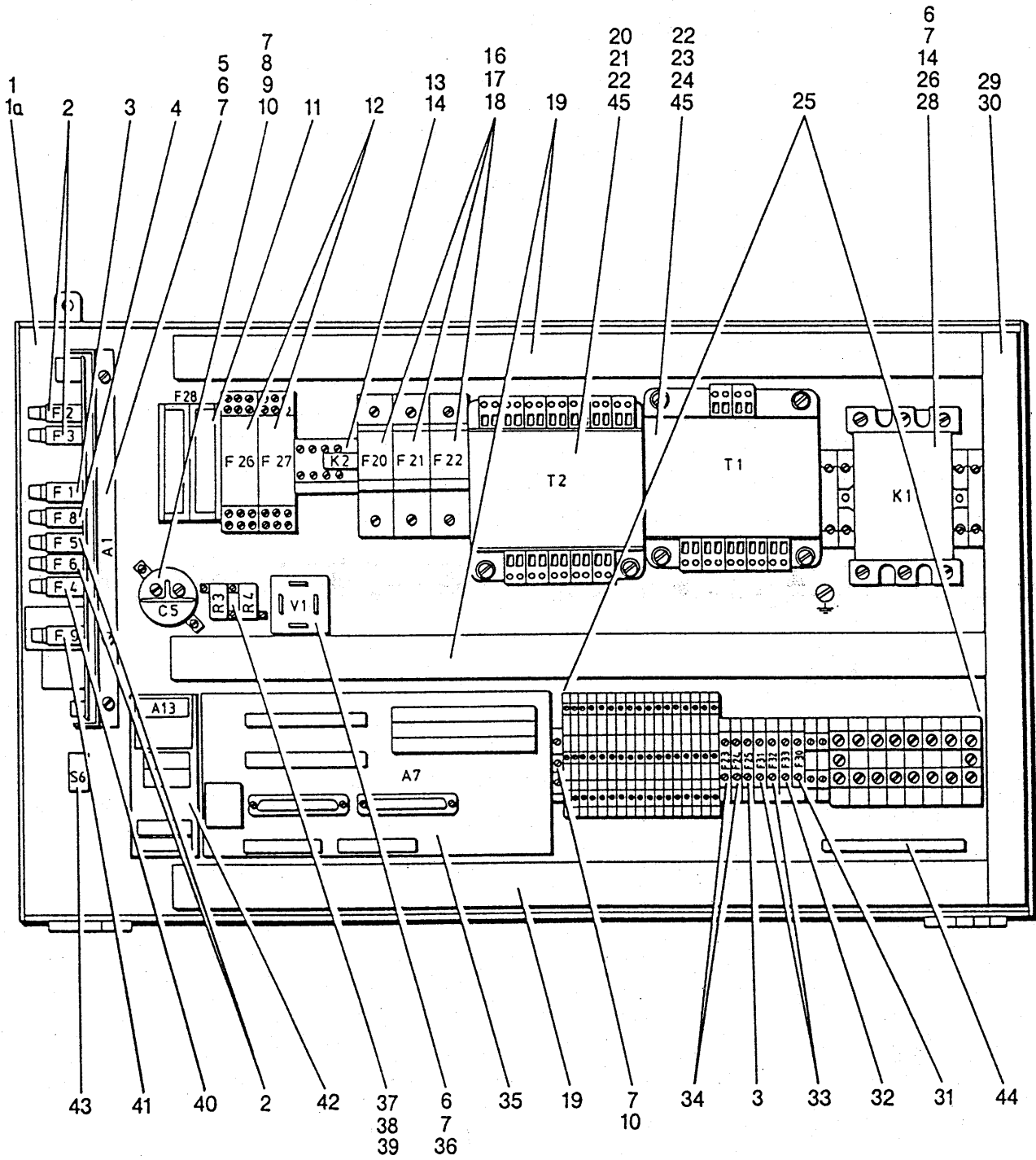
140.830.001

Page 1 of 1

Item	Order no.	Quant.	Designation
1	140.170.001	1	Cover of socket cpl.
2	071.012.037	1	Main switch
3	046.504.035	8	Spring washer A4 DIN 128
4	045.004.065	8	Nut M4 DIN 934
5	046.008.010	2	Washer 8,4 DIN 125
6	045.008.065	2	Nut M8 DIN 934
7	046.010.010	2	Washer 10,5 DIN 125
8	045.112.015	1	Nut M12
9	046.013.010	1	Washer B13
10	140.837.101	1	Cable with keying plug socket
11	041.604.065	8	Cheese head screw M4x12 DIN 84
12	140.830.301	1	Threaded connection
13	140.830.201	1	Dummy cover
14	041.604.055	4	Cheese head screw M4x10 DIN 84
15	041.604.095	2	Cheese head screw M4x16 DIN 84
16	041.604.045	2	Cheese head screw M4x8 DIN 84
-	140.831.001	-	program lock (optional)

140.850.001

1/2



Panel cpl.
140.850.001

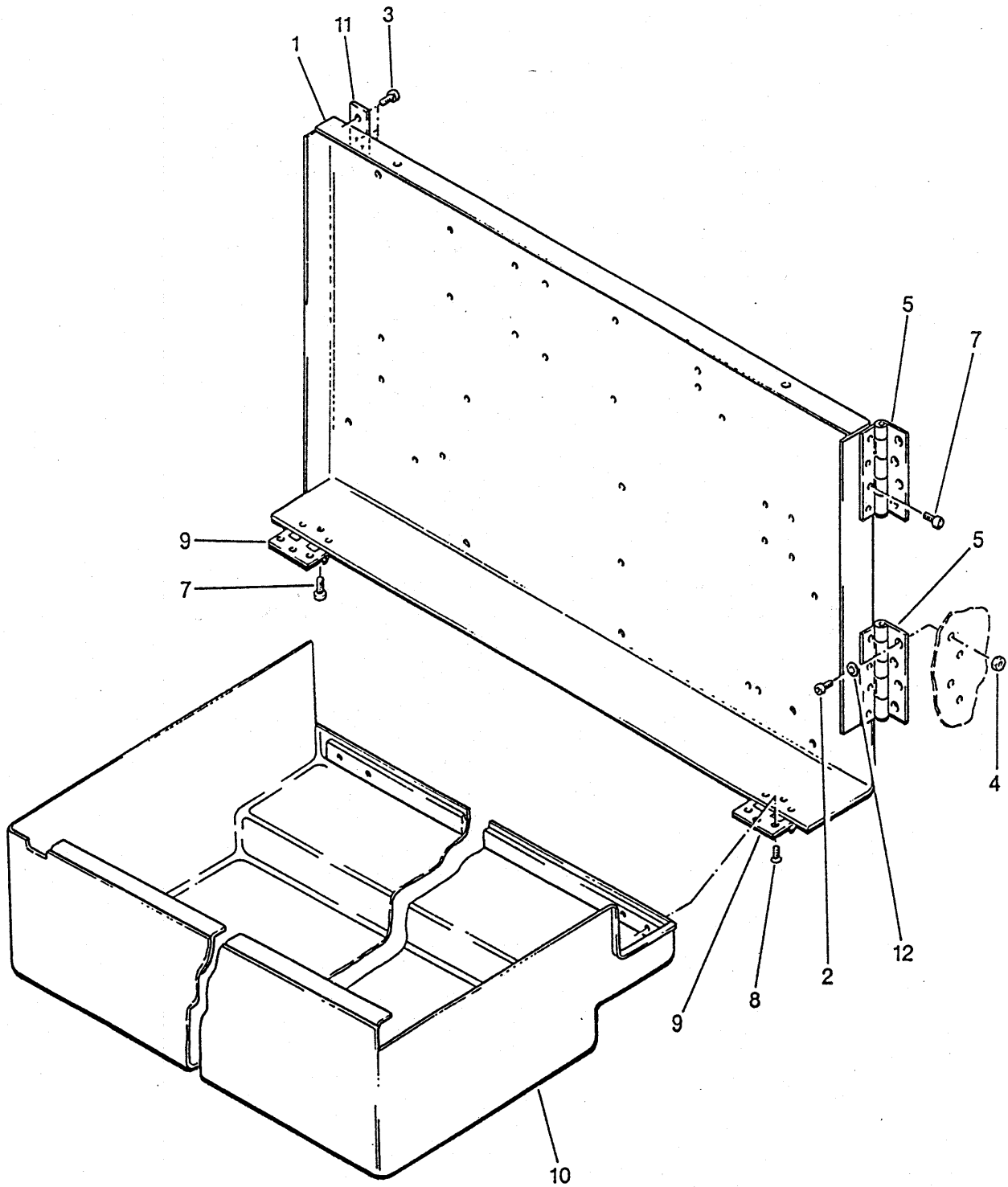
Page 1 of 2

Item	Order no.	Quant.	Designation
1a	040.906.065	5	Screw M 6x 12 DIN 912
1	140.851.001	1	Panel
2	074.139.005	4	Fuse T315mA, F2/F3/F5/F6
3	074.187.014	2	Fuse F3, 15A, F1/F25
4	074.187.015	1	Fuse FF3, 15A, F8
5	871.380.002	1	Power supply board A1
6	041.604.112	5	Screw M4x20 DIN 84
7	046.604.120	15	Washer J4,3
8	073.163.045	1	Condenser C5, 10000µF/63V
9	073.163.047	1	Ring clamp 40Ø
10	041.604.045	10	Screw M4x8 DIN 84
11	071.405.053	1	Safety releasing device F28
12	072.160.104	2	Thermistor motor-protection F26/F27
13	072.060.047	1	Relay K2
14	073.060.050	2	Quenching circuit Z2, Z1
16	074.059.011	3	Fuse holder
17	074.059.012	3	Fuse 10A
18	074.059.013	3	Signal push-button switch STV660
19	140.850.301	3	Cable duct
20	073.207.088	1	Control transformer T2
21	041.605.050	4	Screw M5x10 DIN 84
22	046.005.010	8	Washer 5,3 DIN 125
23	073.207.087	1	Power transformer T1
24	041.605.050	4	Screw M5x10 DIN 84
25	140.850.101	1	Connecting strip X1
26	072.060.046	1	Relay K1
28	140.854.001	1	Cover K1
29	140.850.201	1	Cable duct
30	041.604.025	12	Screw M4x5 DIN 84
31	074.187.004	1	Fuse T1A, F30
32	074.187.018	1	Fuse F6, 3A, F33
33	074.139.007	2	Fuse M4A/500V, F31/F32
34	074.187.017	2	Fuse M2,5A/500V, F23/F24
35	871.390.003	1	Connecting board a. emergency control A7
36	073.060.012	1	Bridge rectifire V1
37	072.800.005	2	Resistance 25W 18R R3/R4
38	041.603.025	4	Screw M3x5 DIN 84
39	046.603.121	4	Washer J3,2
40	074.187.024	1	Fuse F0, 5A, F4
41	074.113.011	1	Fuse T2A, F9
42	871.400.004	1	Lift control board A13
43	071.038.001	1	Rocker switch S6
44	075.060.004	1	Middle conductor rail
45	140.850.801	2	Filter condenser

140.850.001

140.851.001

2/2

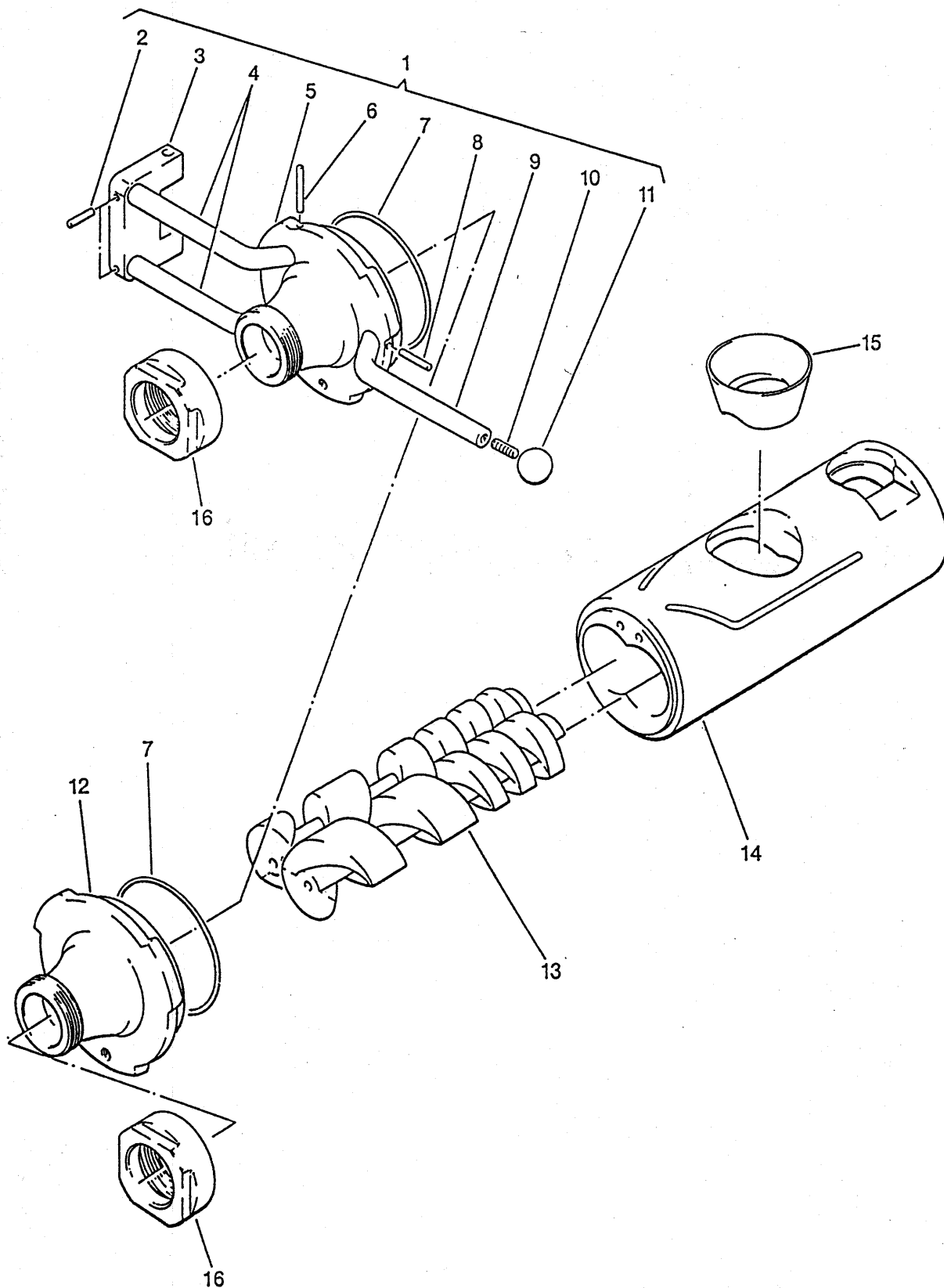


Panel cpl.**140.850.001****140.851.001**

Page 2 of 2

Item	Order no.	Quant.	Designation
1	140.851.101	1	Panel
2	041.005.055	8	Cheese head screw M5x10 DIN 6912
3	040.905.045	3	Cheese head screw M5x8 DIN 912
4	045.005.065	8	Hexagonal nut M5 DIN 934
5	067.210.502	2	Hinge
7	041.105.055	4	Countersunk screw M5x10 DIN 7991
8	041.104.055	8	Countersunk screw M4x10 DIN 7991
9	067.210.501	2	Hinge
10	140.852.001	1	Cover
11	140.851.401	1	Plate
12	046.005.010	8	Washer 5,3 DIN 125 V2A

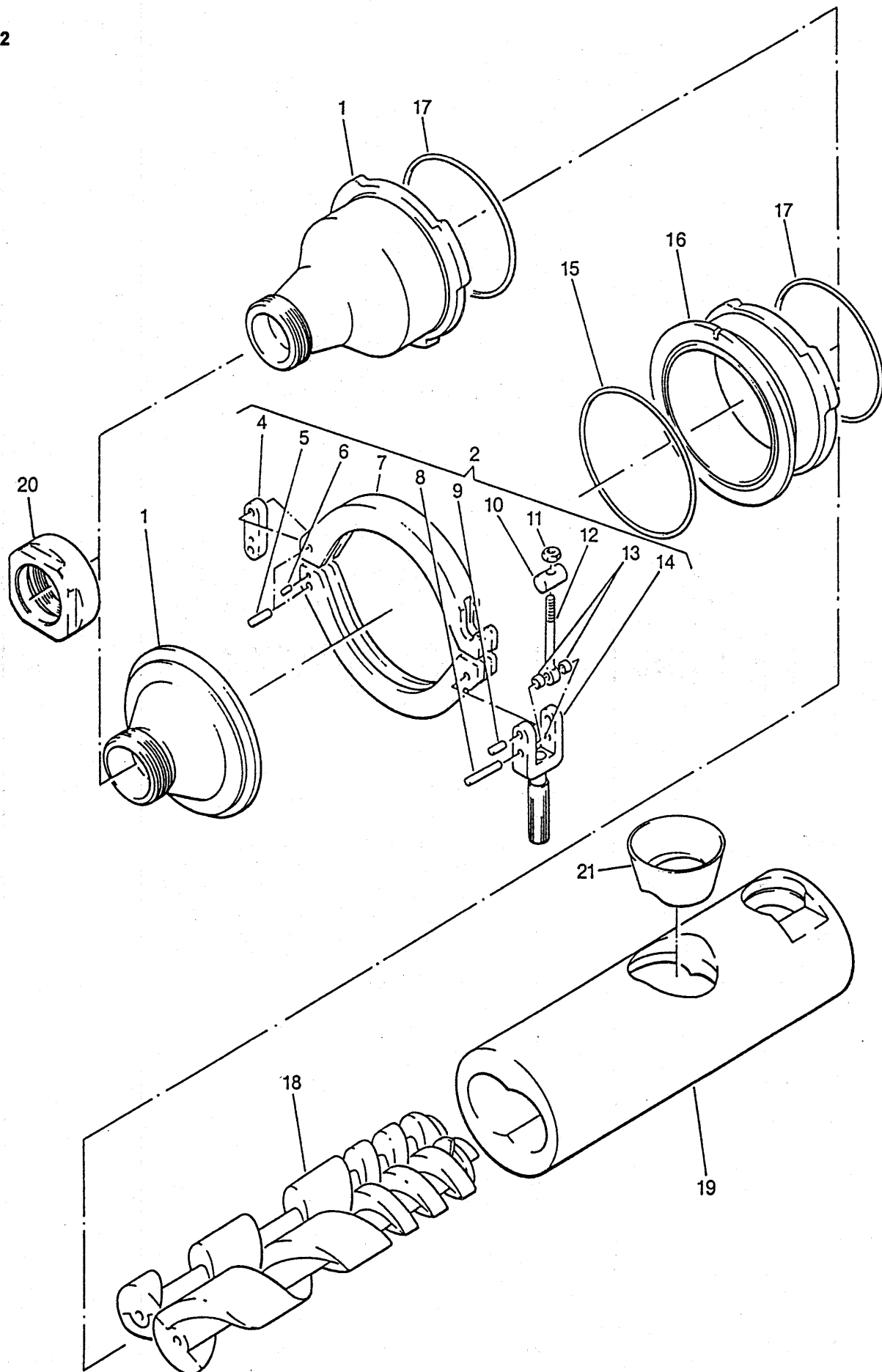
1/2



Accessories
Standard-FK-housing

Item	Order no.	Quant.	Designation
1	936.315.001	-	Filling tube holder, swiveling, cpl.
2	047.706.175	2	Cylindrical pin 6m6x30 DIN 7
3	140.930.092	1	Hinge block
4	140.990.102	2	Rod
5	936.315.011	1	Filling tube holder
6	047.706.235	2	Cylindrical pin 6m6x50 DIN 7
7	061.014.003	2	O-ring OR140-4
8	047.706.215	1	Cylindrical pin 6m6x40 DIN 7
9	828.100.470	1	Rod
10	044.010.155	1	Cylindrical pin M10x30 DIN 913
11	062.104.001	1	Ball handle DIN 319
12	936.315.000	1	Filling tube holder
13	91x.2xx.xxx	-	Double screw (max. 367mm length) corresponding to the application Complete part number is impressed on the driving jaw
-	91x.3xx.xxx	-	
-	94x.2xx.xxx	-	
-	94x.3xx.xxx	-	
14	920.3xx.xxx	-	Double screw housing 424mm length (Part number is impressed on the front side)
15	140.020.040	-	Filling piece for inlet Ø 80
16	930.100.017	1	Filling tube nut

2/2

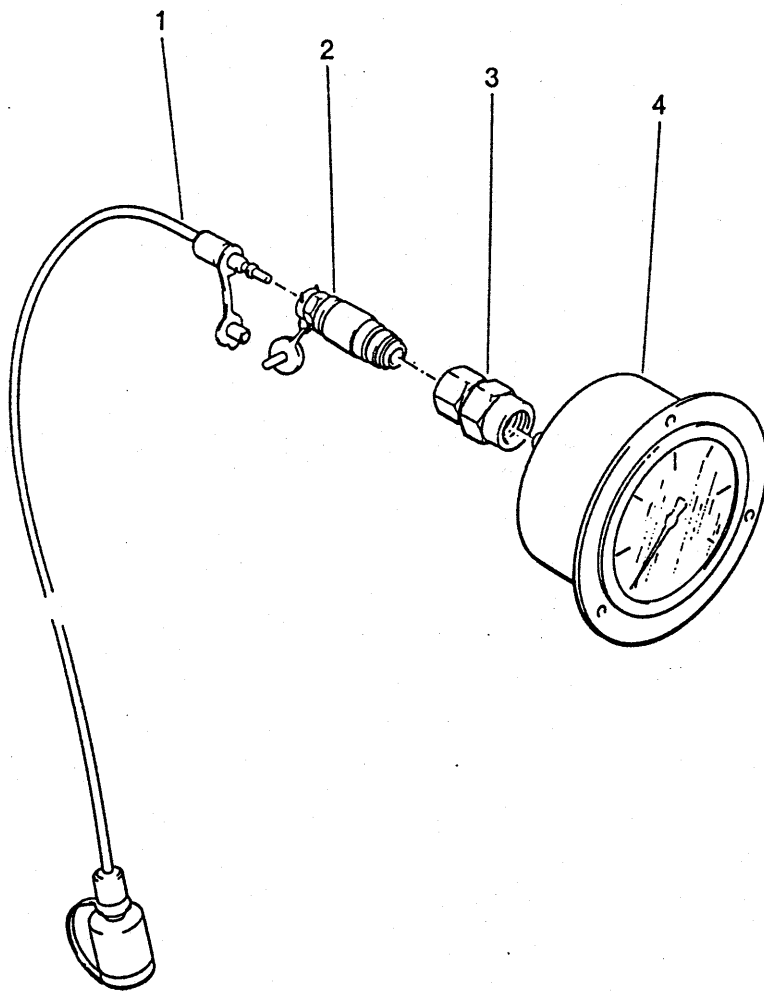


Accessories
Overlength-FK-housing

Page 2 of 2

Item	Order no.	Quant.	Designation
1	111.650.511	-	Filling tube holder with Rd 80x1/4"
-	936.038.000	-	Filling tube holder with Trapezoidal thread 119,4x1/6"
-	909.100.801	-	Filling tube holder with tube 80mm Ø
-	909.100.891	-	Filling tube holder with tube 90mm Ø
-	936.316.002	-	Filling tube holder for FK-housing 509mm lg, Ø 80
2	889.300.000	-	Tensioner ring, tinned cpl.
-	889.300.001	-	Niro-tensioner ring, cpl.
4	889.300.040	1	Plate
5	047.708.145	1	Cylindrical pin 8m6x24 DIN 7-V2A
6	047.704.065	2	Cylindrical pin 4m6x10 DIN 7-V2A
7	889.300.020	2	Tensioner ring, tinned
-	889.300.021	2	Tensioner ring, Niro
8	047.708.225	1	Cylindrical pin 8m6x45 DIN 7-V2A
9	047.708.105	2	Cylindrical pin 8m6x16 DIN 7-V2A
10	889.300.100	1	Bolt
11	045.008.065	1	Hexagonal nut M8 DIN 934-V2A
12	889.300.120	1	Eyebolt
13	889.300.200	2	Bushing
14	889.300.060	1	Handle, cpl.
15	061.016.001	-	O-ring OR160-5
16	936.369.010	-	Intermediate piece
17	061.015.002	-	O-ring OR150-4,5
18	91x.xxx.xxx	-	Double screw max. 454mm length
-	94x.xxx.xxx	-	Double screw max. 454mm length Part number is impressed on the driving jaw
19	920.4xx.xxx	-	Double screw housing 509mm length Part number is impressed on the front side
20	930.100.017	-	Filling tube nut
21	140.020.040	-	Filling piece for inlet Ø 80

1/1



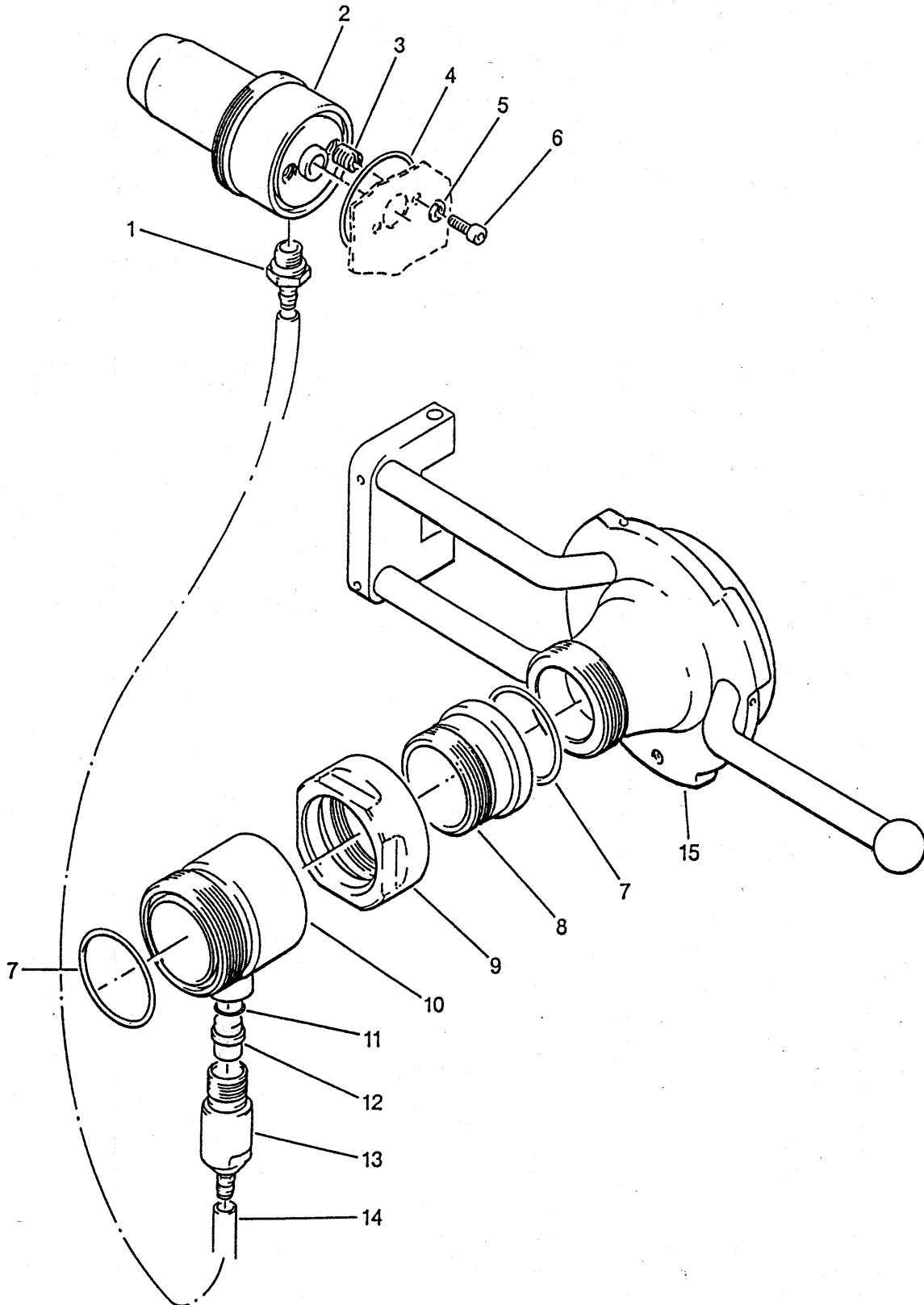
Pressure gauge unit

Page 1 of 1

Item	Order no.	Quant.	Designation
1	067.930.202	1	Measuring hose
2	067.930.151	1	Measuring connector
3	067.910.602	1	Pressure gauge connector
4	062.825.001	1	Pressure gauge

876.000.003

1/1



Pressure regulation

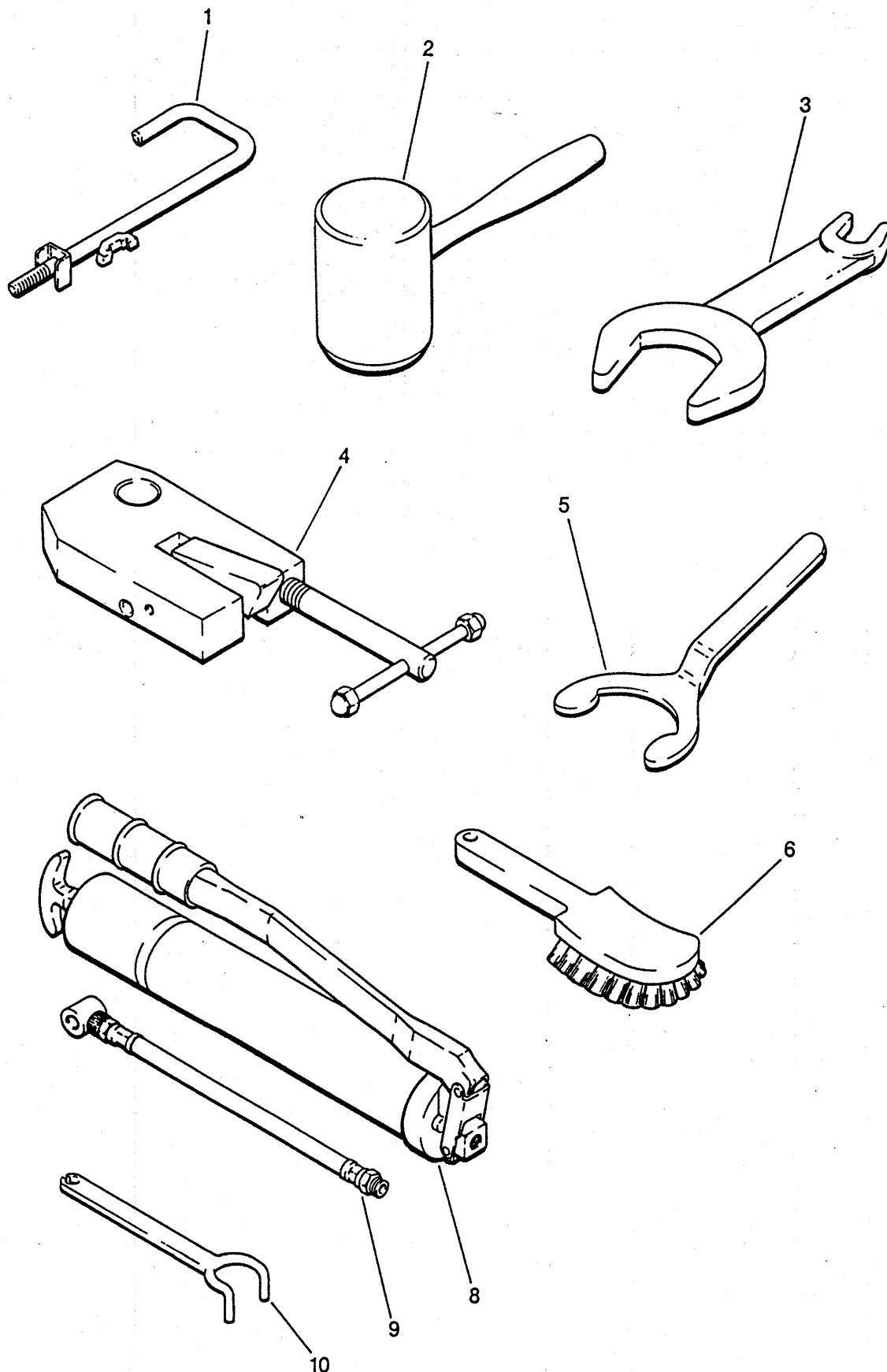
876.000.003

Page 1 of 1

Item	Order no.	Quant.	Designation
1	067.690.103	1	Parker screwed plug
2	876.200.130	1	Holder for pressure regulation
3	049.830.081	2	Ensat bushing M8
4	061.006.002	1	O-ring OR60,2-3
5	046.508.011	2	Spring washer A8 DIN 127
6	040.908.115	2	Cheese head screw M8x20 DIN 912
7	061.006.202	2	O-ring OR62,2-3
8	876.200.090	1	Collar bushing
9	876.200.120	1	Filling tube nut
10	876.201.000	1	Sensor seating assembly
11	061.001.805	-	O-ring OR17,77-1,78
12	876.870.120	1	pressure sensor cpl.
13	876.200.030	1	Cable routing
14	876.200.050	1	Parker plug-in hose
15	936.315.001	1	Filling tube holder, swivelling

140.030.000

1/1



Tools**140.030.000**

Page 1 of 1

Item	Order no.	Quant.	Designation
1	128.031.000	1	T-handle assembly
2	069.250.021	1	Rubber mallet
3	126.030.040	1	Combination spanner
4	114.038.000	1	Pulling device for FK-housing cpl.
5	801.930.011	1	Claw spanner
6	096.014.002	1	Cleaning brush for infeed scroll
8	067.064.001	1	Hand-lever grease gun
9	067.064.002	1	High-pressure hose
10	892.031.000	2	Wrench for guard ring

Expendable material

Page 1 of 1

Item	Order no.	Quant.	Designation	Position of mounting/ Position of use
1	052.001.018	-	Compressor oil (1liter can) (BP Energol RC-100)	Vacuum pump
2	052.001.017	-	Gear oil Shell Omala 100	Drive of feed worms
3	052.001.010	-	Hydraulic oil Shell Tellus T46	Hydraulic tank
4	052.008.026	-	White heavy-duty grease (Food fat) (400g cartridge)	Sealing infeed scroll
5	052.008.002	-	Gear oil Retinax A (400g cartridge)	Points of lubrication
6	096.090.004	-	Air filter cartridge Pico C75	Vacuum system suction pipe
7	093.990.005	-	Return filter cartridge H616/1	Return filter
8	061.415.001	-	V-ring V150A	Vacuum plexiglass-cover
9	061.014.003	-	O-ring OR140-4	Filling tube holder
10	061.010.402	-	O-ring OR104,14-5,33	Vacuum plug
11	061.015.002	-	O-ring OR160-5	Intermediate piece
12	061.015.002	-	O-ring OR150-4,5	Tensioner ring
13	074.139.005	-	Fuse T3, 15mA F2/F3/F5/F6	
14	074.187.014	-	Fuse F3, 15A F1/F25	Panel Voltage control
15	074.187.015	-	Fuse FF3, 15A F8	
16	074.059.012	-	Fuse 10A F21/F22/F23	Panel
17	074.187.004	-	Fuse T1A F30	
18	074.187.018	-	Fuse F6, 3A F33	Panel
19	074.139.007	-	Fuse M4A/500V F31/F32	connecting block
20	074.187.017	-	Fuse M2, 5A/500V F23/F24	
21	074.187.020	-	Fuse F0, 315A F4	
22	074.113.011	-	Fuse T2A F9	Panel voltage control
23	074.187.015	-	Fuse F50	Power
24	074.187.015	-	Fuse F51	electronics
25	071.099.042	-	Push button foil, red	Control
26	071.099.043	-	Push button foil, green	panel